

# Purse Liquid Sugar with Iodine Fortification

*by* Fungki Sri Rejeki

---

**Submission date:** 24-Mar-2021 12:57PM (UTC+0700)

**Submission ID:** 1540964690

**File name:** IODINE\_FORTIFICATION-JURNAL.pdf (459.03K)

**Word count:** 4671

**Character count:** 25168

# PURSE LIQUID SUGAR WITH IODINE FORTIFICATION

Fungki Sri Rejeki<sup>1</sup>, Diana Puspitasari<sup>2</sup>, Endang Retno Wedowati<sup>3</sup>

<sup>1,2,3</sup>Study Program of Agroindustrial Technology, University of Wijaya Kusuma Surabaya, Indonesia

## ABSTRACT

Sugar is one of the basic needs of society, especially its role as a sweetener whose needs are increasing. Therefore, alternatives to other sweeteners are needed as sugar substitutes, such as by developing glucose syrup (liquid sugar) from starch. Kimpul (*Xanthosoma sagittifolium*) as one type of root crop has a great opportunity to be developed because it has high carbohydrate content (34,2g/100g). Application of the use of kimpul liquid sugar as a sweetener requires testing of nutritional and health aspects. Therefore, it is necessary to test the nutritional, caloric value and glycemic index of purse liquid sugar. With the research of the process of making purse liquid sugar with iodine fortification, the benefits of sugar can be more efficient and effective.

This study aims to: (1) determine the process engineering to increase iodine levels through a fortification process and (2) determine the nutritional value, caloric value, glycemic index value, and iodine content of purse liquid sugar.

This study used a single factor randomized block design that is the concentration of Iodine (KIO<sub>3</sub>), with 4 levels, namely : K<sub>1</sub> : 30 ppm; K<sub>2</sub> : 40 ppm; K<sub>3</sub> : 50 ppm; and K<sub>4</sub> : 60 ppm and repeated three times. The parameters tested were organoleptic tests of taste, color, and aroma, «Briks, water content, ash content, reducing sugar content, caloric value, glycemic index (GI), and iodine content.

The results showed that (1) Iodine fortification did not significantly affect the organoleptic properties of taste, color, and aroma. (2) Iodine fortification significantly affect the parameter of reducing sugar content and iodine content of kimpul liquid sugar. (3) The iodine fortification did not decrease the value of the glycemic index of the kimpul liquid sugar product.

**Keywords:** Liquid sugar, purse, fortification, iodine

## Correspondence:

Fungki Sri Rejeki<sup>1</sup>

<sup>1,2,3</sup>Study Program of Agroindustrial Technology, University of Wijaya Kusuma Surabaya, Indonesia

## INTRODUCTION

Kimpul (*Xanthosoma sagittifolium*) as one type of the root crop has a great opportunity to be developed because it has various benefits and can be easily cultivated. Kimpul can be developed as a potential producer of non-rice carbohydrates. Kimpul tubers contain high carbohydrates, namely 34.2g / 100g, so that potential for further processing into kimpul starch and subsequently into other processed products. The research results of (Puspitasari, Rahayuningsih, & Rejeki, 2015) stated that kimpul flour has the following chemical composition : water content 12,35%, carbohydrate content 82,05%, protein content 2,71%, Ca content 0,23%, ash content 2,70%, fat content 0,22%, amylose content 22,03%, amylopectin content 34,27%, starch content 56,26%, crude fiber content 3,43%, *gel strenght* 0,23N, gelatinization temperature 90,67°C, and flour absorbability on water 7,95.

Iodine is a mineral material and including the essential nutritional elements although the amount is very little in the body. Iodine is needed in the synthesis of the thyroxine hormone secreted by the thyroid gland. Thyroxine hormone is very needed in the regulation of metabolism. Humans cannot make the iodine element in their body like they make protein or sugar. Humans obtain iodine from outside their bodies through the absorption <sup>29</sup> iodine contained in food and drinks consumed. Iodine is needed for the production of thyroid hormone which is important for brain growth and development (Zahrou et al., 2016) and (Pandav, Yadav, Srivastava, Pandav, & Karmarkar, 2013). Iodine deficiency is a result of iodine intake in food that is inadequate and as a consequence causes several side effects on growth and development especially at an early age (Tonacchera et al., 2013). Iodine deficiency (ID) in women of childbearing age is a concern for global public

health, because it will have an impact on fetal nerve development and cognitive function (Bouga, Lean, & Combet, 2018). On an international scale fortification of iodine supplements for risk groups and vulnerable groups are considered the most successful micronutrient interventions (Abeshu & Geleta, 2016). Reduction on the program of iodized salt addition on foods resulting in iodine deficiency disease reappears globally (Winger, König, House, & Technology, 2008) and (Desta, Kulkarni, Abraha, Worku, & Sahle, 2019). Iodine intake should not be excessive, because exposure to high concentrations of iodine is likely to cause iodine-induced immune phenomena (Vithanage et al., 2016).

Fortification is a safe and effective way to increase micronutrient intake and restore the amount lost during processing by providing essential nutrients in food (Nagar, Popli, Gupta, & Research, 2018). Food fortification provides opportunities to increase nutrient intake and has the potential to promote early age growth and development (Okeyo & Metabolism, 2018). Fortification in children's menus shows a significant effect on the increase in serum micronutrient <sup>27</sup> concentrations (Das, Salam, Kumar, & Bhutta, 2013). Double fortification of salt with iodine and iron has good stability especially if stored in closed conditions (Helmyati, Narendra, Septi, Rochyana, & Endri, 2014). Salt and flour fortification (as well as several other foods) with iodine and iron are priorities for improving health in developing countries (Horton, Mannar, & Wesley, 2008). <sup>24</sup> Iodine fortification policy in India can improve basic numeracy and literacy skills by 2,67 - 5,83% (Tafesse, 2018). Iodine fortification needs to be developed in materials other than salt so that humans do not consume too much salt which will adversely affect <sup>25</sup> blood vessels. (Mirmiran et al., 2013). Fortification of staple foods other than salt with iodine (or with other

vitamins and minerals) is related to population health. Careful processing, packaging, and storage of fortified salts remain stable for a period of six months sufficient for distribution and consumption (Diosady, Alberti, Ramcharan, Mannar, & Bulletin, 2002).

This study aims to (1) develop an iodine fortification model that has been implemented in salt, which will be developed in sugar, and (2) developing purse liquid sugar products/produk gula cair kimpul into iodized sugar so that it gives added value to the purse/kimpul commodity.

#### Research Methods

Research on purse liquid sugar with iodine fortification was carried out in the Agricultural Industrial Technology laboratory, Faculty of Engineering, University of Wijaya Kusuma Surabaya. Kimpul material is obtained from the agricultural market in Malang Regency which produces kimpul/purse, NaCO<sub>3</sub>, α-amylase enzyme and glucosidase enzyme, NaOH 1%, and KIO<sub>3</sub>.

The experimental process of processing the purse liquid sugar with iodine fortification with iodine concentration (KIO<sub>3</sub>) treatment consisted of :J<sub>0</sub> : 0 ppm; J<sub>1</sub> : 30 ppm; J<sub>2</sub> : 40 ppm; J<sub>3</sub> : 50 ppm; and J<sub>4</sub> : 60 ppm. The treatment was repeated three times. The experimental unit is the process of making 1 liter of purse liquid sugar with iodine according to the treatment.

The making of kimpul/purse starch conducted with the stages (1) peeling the purse tuber, (2) washing and cutting the purse tuber, (3) Soak the purse pieces in 5% salt solution for 10 minutes, (4) wash clean then drained, (5) grind the purse/kimpul until smooth and extract in a ratio of 4: 1 (water: taro tubers) then squeezed using a filter cloth, (6) Add water to the taro dregs of purse in a ratio of 4: 1 (water: taro dregs) then extract again. (7) Precipitate starch milk for 8 hours, then dry the starch which formed at 60°C temperature for 6 hours, then grind and sift the starch with a 100 mesh sieve.

The making of purse liquid sugar with the addition of iodine conducted 28 th the stages (1) weigh 300 g of purse starch, (2) Add distilled water/aquades to a volume of 1,000 ml, (3) starch suspension is heated at 95°C temperature until gelatinized, (4) conducted the Iodine solution addition according to the treatment namely for treatment J<sub>0</sub>: not given, J<sub>1</sub>: 0,03 cc KIO<sub>3</sub>, J<sub>2</sub>: 0,04 cc KIO<sub>3</sub>, J<sub>3</sub>: 0,05 cc KIO<sub>3</sub>, J<sub>4</sub>: 0,06 cc KIO<sub>3</sub>, (5) α-amylase enzyme addition of 3 ml and hydrolyzed at 100°C temperature for 60 minutes, (6) The result of liquidation is then saccharified with the enzyme of amiloglucosidase and heated at 60°C temperature for 72 hours with stirring every 12 hours.

Research variables include °Briks, water content, ash content, reducing sugar content, iodine content and organoleptic test on taste, color and aroma/flavor. The selected process then will be calculated the calorie value and the Glycemic Index (GI)

Organoleptic test data processing which is ordinal data using the Friedman Test. While the chemical test data

processing is done by analysis of variance, if there are any differences conducted the Duncan test with a confidence level of 95%.

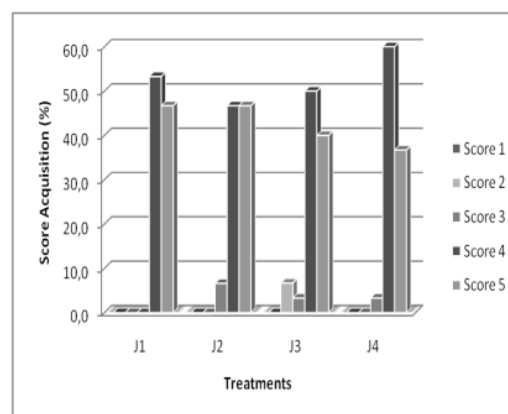
An alternative selection was made to determine the best treatment in the process of making the purse liquid sugar with enzymatic hydrolysis. The concept of the expected value decision is to choose a decision that has a maximum pay-off (profit or use) or a minimum cost (loss or sacrifice). For kimpul/purse liquid sugar products, quality parameters used for the selection of the best alternative processes are aroma/flavor, color, taste, reducing sugar, iodine, calories, and GI.

#### Research Result

##### 1 Organoleptic Test

##### 3 Taste

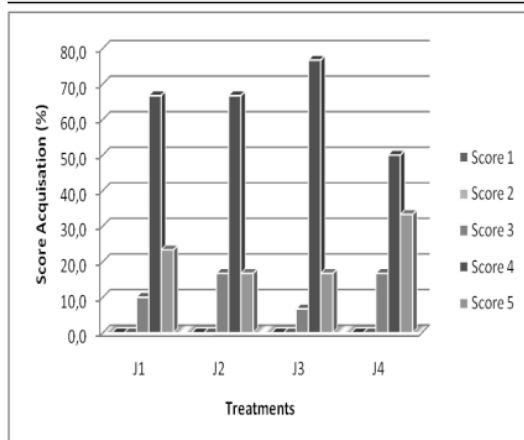
Based on the results of the Frequency Analysis, the percentage score acquisition for the taste parameters is shown in Figure 1. Friedman Test Results for score acquisition of the purse liquid sugar taste showed that there was no significant difference among treatments, with the  $F_{\text{calculate}}$  amounted to 1,646. Panelist test results on taste showed that the differences in sweetness in the purse liquid sugar which produced due to iodine fortification treatment did not affect the panelists' preferences.



**Figure 1.** Diagram of the Percentage Data for the Acquisition of Purse Liquid Sugar Taste Parameters Score with Iodine Fortification

##### 3 Aroma/Flavor

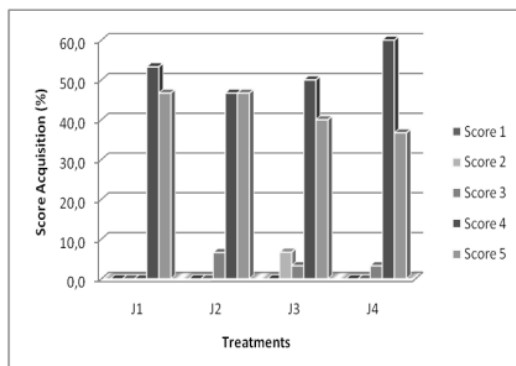
Based on the results of the Frequency Analysis, the percentage score acquisition for the flavor parameters is shown in Figure 2. Friedman Test Results for score acquisition of the purse liquid sugar flavor showed that there was no significant difference among treatments, with the  $F_{\text{calculate}}$  amounted to 1,228.



**Figure 2.** Diagram of the Percentage Data for the Acquisition of Purse Liquid Sugar Flavor Parameters Score with Iodine Fortification

### 3 Color

Based on the results of the Frequency Analysis, the percentage score acquisition for the color parameters is shown in Figure 3. Friedman Test Results for score acquisition of the purse liquid sugar color showed that there was no significant difference among treatments, with the  $F_{\text{calculate}}$  amounted to 0,421.

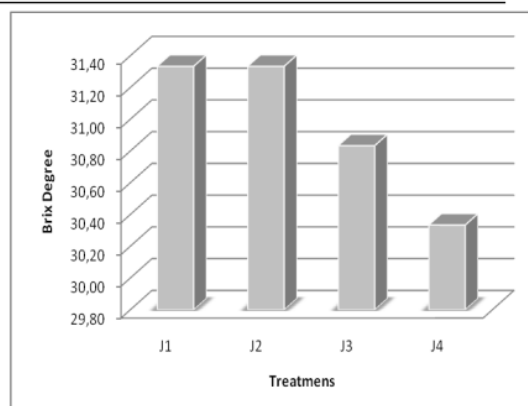


**Figure 3.** Diagram of the Percentage Data for the Acquisition of Purse Liquid Sugar Color Parameters Score with Iodine Fortification

## 2. Chemical Test

### a. Briks Degrees

Brix measurements were performed to determine the degree of sweetness of purse liquid sugar with iodine fortification at different concentrations. Data and graphs of °Brix of Purse Liquid Sugar with iodine fortification can be seen in Figure 4.

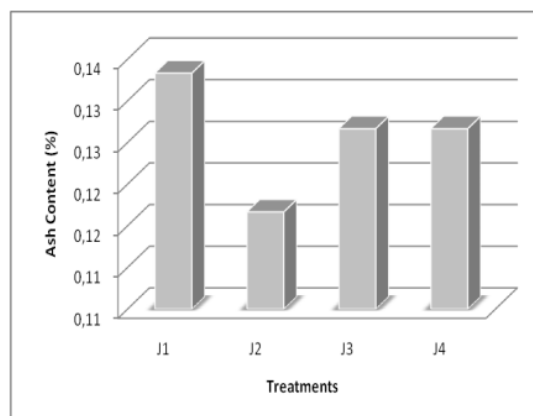


**Figure 4.** Data Diagram for Briks Degrees of Purse Liquid Sugar with Iodine Fortification

The results of the variance analysis showed that there was no significant difference in the treatment of iodine concentrations of °Briks of purse liquid sugar produced, although the higher levels of added iodine would tend to cause the lower °Briks produced. This is probably due to the addition of iodine will not cause a decrease in enzyme activity.

### b. Ash Content

Measurement of ash content was carried out to determine the water content of purse liquid sugar with iodine fortification at different concentrations. The measurement results of the ash content of the purse liquid sugar can be seen in Figure 5. The results of statistical analysis show that there is no significant difference among the treatments. This is likely due to the addition of iodine added only to very small amounts, with a concentration range of 30 to 60 ppm, so it hasn't caused a significant increase in ash content.

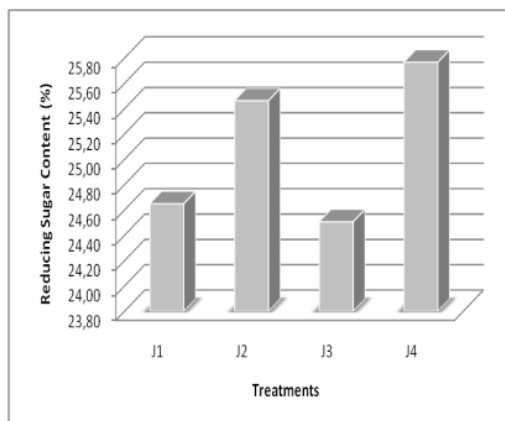


**Figure 5.** Diagram of Ash Content (%) of Kimpul/Purse Liquid Sugar with Iodine Fortification

### c. The Reducing Sugar Content

The measurement of reducing sugar content is carried out to determine the reducing sugar content of purse

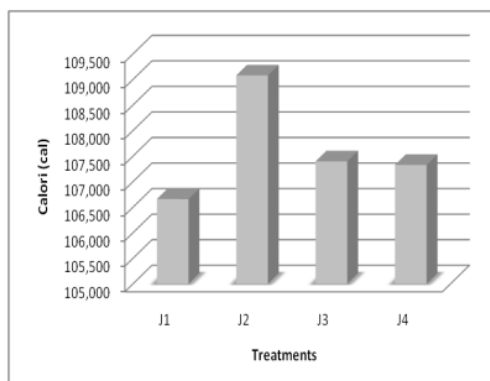
liquid sugar with iodine fortification at different concentrations. The measurement results of the reducing sugar content of purse liquid sugar can be seen in Figure 6. The results of the statistical analysis show that there is no significant difference in the reducing sugar content of purse liquid sugar.



**Figure 6.** Diagram of the Reducing Sugar Content (%) of Purse Liquid Sugar with Iodine Fortification

d. Calorie

The results of statistical calculations show that there is no significant difference among the treatments on the calorie value of the purse liquid sugar produced. This is probably due to the addition of iodine at low concentrations does not cause changes in pH and because iodine is not included in the heavy metal group, then it does not inhibit the work of enzymes.

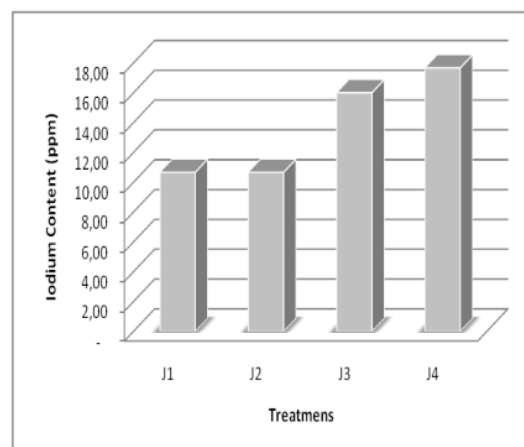


**Figure 7.** Diagram of the Amount of Purse Liquid Sugar Calories with Iodine Fortification

e. Iodine Content

The results of the statistical analysis showed that there were significant differences in the treatment of the iodine content of purse liquid sugar produced. The higher the concentration of iodine added, the higher the content of iodine in the purse liquid sugar produced. The iodine content found in the purse liquid sugar ranges from

10,0667 ppm to 17,667 ppm, which is still in the range allowed for food products.



**Figure 8.** Diagram of Iodine Content (ppm) of Purse Liquid Sugar with Iodine Fortification.

**Table 1.** Average content of iodine in purse liquid sugar with the addition of iodine in the making process (ppm)

Treatment	Iodine Content
J0 = 0 ppm	0,0000 c
J1 = 30 ppm	10,0667 b
J2 = 40 ppm	10,0667 b
J3 = 50 ppm	16,0000 a
J4 = 60 ppm	17,6667 a

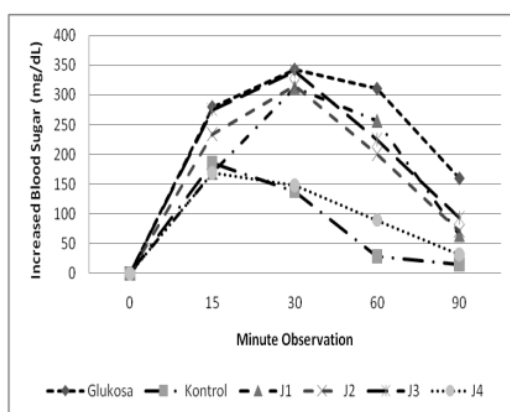
Information : the average value followed by the same letter is not significantly different based on the Duncan test of 5%

f. Glycemic Index (GI)

Calculation of the glycemic index (GI) value/score is based on the increase in blood sugar of experimental animals (mice) during observation. Observation of blood sugar content was carried out at 0, 15, 30, 60, and 90 minutes after giving samples of purse liquid sugar products to animals. The observation results of an increase in blood sugar content of mice for the test of purse liquid sugar with iodine fortification can be seen in Figure 9.

**Table 2.** An Increase in Blood Sugar Content of Mice after given the purse liquid sugar with iodine fortification

time (minute s after treatme nt)	Glucose	Control (0 ppm)	J1 (30 ppm)	J2 (40 ppm)	J3 (50 ppm)	J4 (60 ppm)
0	0	0	0	0	0	0
15	280	280	169	235	245	219
30	343	346	313	316	309	248
60	311	195	257	201	195	190
90	160	62	65	72	63	82

**Figure 9.** Graph of an Increase in Mice Blood Sugar Level/Content (Liquid Sugar with Iodine Fortification)

Based on observations of an increase in blood sugar levels at 0, 15, 30, 60, and 90 minutes then made a quadratic regression curve. The quadratic regression equation is then integrated into finding the area under the curve. To calculate the GI value, the area under the curve is compared to the area under the curve for glucose as standard. Glucose GI value is 100. From the calculation results obtained, that the glucose GI value is 100, the smallest IG value of J4 process is 67,81. Based on the calculation of the GI value, then the resulting purse liquid sugar is still included in the high GI group ( $GI > 55$ ).

**Table 3.** GI (Glycemic Index) Value of Liquid Sugar with Iodine Fortification

Treatment	Area	GI Value
Glucose	25315,83	100,00

Control	20712,42	81,82
J1 = 30 ppm	19821,06	78,30
J2 = 40 ppm	19452,24	76,84
J3 = 50 ppm	19261,35	76,08
J4 = 60 ppm	17167,14	67,81

### 3. Alternative Selection

The alternative selection is done in order to choose the best alternative treatment. The selection criteria to be taken into consideration are the aroma/flavor, color, taste, reducing sugar, iodine, calories, and GI. Determination of the weight of the importance of each selection criteria is conducted by using the AHP (*Analytical Hierarchy Process*). Weight determination is done to determine the weight or size of the parameters in each selection criteria considered. Whereas the determination of the best alternative uses the Expectation Value method.

The alternative process chosen for processing of purse liquid sugar with iodine fortification is J4 treatment (addition of iodine with a concentration of 60 ppm) with a total expectation value of 5,26, and with the composition as presented in Table 4.

**Table 4.** Quality and Value of the Calorie of Selected Processed Liquid Sugar Products

No.	Parameter	J4
1.	Reducing sugar content (%)	25,770
2.	Water content (%)	73,060
3.	Ash content (%)	0,130
4.	Protein content (%)	0,012
5.	Fat content (%)	0,012
6.	Carbohydrate Content (%)	26,793
7.	Iodine Content (ppm)	17,670
8.	Calorie Value (kal)	107,327
9.	Glycemic Index Value	67,810

### DISCUSSION

The treatment of KIO<sub>3</sub> concentration did not cause differences in organoleptic variables which included the taste, aroma/flavor and color of purse liquid sugar. Research by (Kaushik & Arora, 2017) concluded that yogurt fortification showed no different sensory and physicochemical properties compared to unfortified yogurt (control). Development of low-fat buffalo milk products with 0.5%  $\beta$ -glucan fortification, causing more attractive colors (Bhaskar et al., 2017). Research by (Ghadge, Prasad, Kadam, & chemistry, 2008) showed that superior sensory quality yogurt was obtained by fortification of 10% apple pulp and 5 percent honey concentration. (Gaur, Waller, & Andrade, 2019) states that the addition of micronutrients to yogurt will not affect on the sensory format of consumption. Research by (Roncolini et al., 2019) concluded that fortification of bread protein with mealworm powder (MP) significantly affected the texture and level of consumer preferences related to bread appearance, and crust color. In line with the statement of (Clifton et al., 2013) that fortification of bread with iodized salt only affects on the iodine content,

does not affect on the appearance of bread. Various types of food used for fortification include cereals and cereal-based products, milk and milk products, tea, fats and oils, beverages and seasonings such as salt, sugar and soy sauce (Nagar et al., 2018). Milk, iodine, commel, and vegetable oil as an introduction to fortification in order to provide complementary foods for breast milk. Fortification has a significant impact on children's growth and cognitive abilities (Okeyo & Metabolism, 2018). Some micronutrient fortifications show insignificant effects on height and weight (Das et al., 2013).

Treatment of KIO<sub>3</sub> concentration did not cause differences in the chemical properties of purse liquid sugar, including Briks degrees, ash content, reducing sugars, and calorie value. In line with the research results of (Kaushik & Arora, 2017) which concluded that the fortification on yogurt does not affect on the physicochemical and texture properties. Research by (Ozturkoglu-Budak, Akal, & Yetisemiyen, 2016) concluded that fortified yogurt has higher protein and lower solid content. According to Gaur et al, 2018 fortification has no effect on the physico-chemical properties of yogurt. According to the research by (Malahayati, Muhammad, Bakar, Karim, & Volume) Steamed rice noodles are recommended for fortification purposes because they produce better rice noodles in terms of chemical properties, quality of ripeness and texture and retention of vitamin A, folic acid and iron. The research by (Rebellato, Klein, Wagner, Pallone, & technology, 2018) concluded that the form of iron compounds used in fortification of flour affected on the quality and / or stability parameters of the samples studied.

The iodine content in the purse liquid sugar is significantly different among the treatments, the more KIO<sub>3</sub> given the higher the iodine content. In line with the statement by (Clifton et al., 2013) that fortified bread with iodized salt increases iodine intake. (Charlton, Probst, & Kiene, 2016) stated that the results of the evaluation of the iodized salt fortification program in bread in Australia in 2009 showed an association between fortified bread intake and an adequacy of iodine intake.

## CONCLUSION

The treatment of iodine concentration did not cause differences in organoleptic variables including taste, aroma/flavor and color. The iodine content in purse liquid sugar is significantly different among the treatments, the more KIO<sub>3</sub> given the higher the iodine content, and for variable of Briks degrees, ash content, reducing sugars, calorie values and iodine content did not differ.

## ACKNOWLEDGMENTS

This study was funded by The Ministry of Research, Technology, and Higher Education of the Republic of Indonesia through Grand Research of Featured Application Research of Higher Education

## REFERENCES

1. Abeshu, M. A., & Geleta, B. (2016). The Role of fortification and supplementation in mitigating the 'hidden hunger'. *J Nutr Sci*, 6(459), 2. <http://dx.doi.org/10.4172/2155-9600.1000459>
2. Bhaskar, D., Khatkar, S. K., Chawla, R., Panwar, H., & Kapoor, S. (2017). Effect of  $\beta$ -glucan fortification on physico-chemical, rheological, textural, colour and organoleptic characteristics of low fat dahi. *Journal of food science and technology*, 54(9), 2684-2693. <https://doi.org/10.1007/s13197-017-2705-6>
3. Bouga, M., Lean, M. E. J., & Combet, E. (2018). temporary challenges to iodine status and nutrition: the role of foods, dietary recommendations, fortification and supplementation. *Proceedings of the Nutrition Society*, 77(3), 302-313. <https://doi.org/10.1017/S0029665118000137>
4. Charlton, K., Probst, Y., & Kiene, G. (2016). Dietary iodine intake of the Australian population after introduction of a mandatory iodine fortification programme. *Nutrients*, 8(11), 701. <https://doi.org/10.3390/nu8110701>
5. Clifton, V. L., Hodyl, N. A., Fogarty, P. A., Torpy, D. J., Roberts, R., Nettelbeck, T., ... & Hetzel, B. (2013). The impact of iodine supplementation and bread fortification on urinary iodine concentrations in a mildly iodine deficient population of pregnant women in South Australia. *Nutrition Journal*, 12(1), 1-5. <https://doi.org/10.1186/1475-2891-12-32>
6. Das, J. K., Salam, R. A., Kumar, R., & Bhutta, Z. A. (2013). Micronutrient fortification of food and its impact on woman and child health: a systematic review. *Systematic reviews*, 2(1), 67. <https://doi.org/10.1186/2046-4053-2-67>
7. Desta, A. A., Kulkarni, U., Abrahama, K., Worku, S., & Sahle, B. W. (2019). Iodine level concentration, coverage of adequately iodized salt consumption and factors affecting proper iodized salt utilization among households in North Ethiopia: a community based cross sectional study. *BMC nutrition*, 5(1), 28. <https://doi.org/10.1186/s40795-019-0291-x>
8. Diosady, L. L., Alberti, J. O., Ramcharan, K., & Mannar, M. V. (2002). Iodine stability in salt double-fortified with iron and iodine. *Food and Nutrition Bulletin*, 23(2), 196-207. <https://doi.org/10.1177%2F156482650202300209>
9. Gaur, S., Waller, A. W., & Andrade, J. E. (2019). Effect of multiple micronutrient fortification on physico-chemical and sensory properties of Chhashh (traditional Indian yogurt-based drink). *Foods*, 8(1), 5. <https://doi.org/10.3390/foods8010005>
10. Ghadge, P. N., Prasad, K., & Kadam, P. S. (2008). Effect of fortification on the physico-chemical and sensory properties of buffalo milk yoghurt. *Electronic journal of environmental, agricultural and food chemistry*, 7(5), 2890-9.
11. Helmyati, S., Narendra, Y. H., Septi, P., Rochyana, I., & Endri, Y. (2014). The stability of double fortification salt with iodine and iron in different storage conditions. *International Food Research Journal*, 21(6).
12. Horton, S., Mannar, V., & Wesley, A. (2008). Micronutrient fortification (iron and salt iodization). *Copenhagen Consensus*.
13. Kaushik, R., & Arora, S. (2017). Effect of calcium and vitamin D 2 fortification on physical, microbial, rheological and sensory characteristics of yoghurt. *International Food Research Journal*, 24(4).

14. Malahayati, N., Muhammad, K., Bakar, J., & Karim, R. International Journal of Food and Nutritional Science. *Int J Food Nutr Sci* Volume, 4(2), 1. <http://www.dx.doi.org/10.15436/23770619.17.1279>
15. McGee, E. J. T., Sangakkara, A. R., & Diosady, L. L. (2017). Double fortification of salt with folic acid and iodine. *Journal of Food Engineering*, 198, 72-80. <https://doi.org/10.1016/j.jfoodeng.2016.11.019>
16. Mirmiran, P., Nazeri, P., Amiri, P., Mehran, L., Shakeri, N., & Azizi, F. (2013). Iodine nutrition status and knowledge, attitude, and behavior in Tehranian women following 2 decades without public education. *Journal of nutrition education and behavior*, 45(5), 412-419. <https://doi.org/10.1016/j.jneb.2013.02.001>
17. Nagar, L., Popli, H., & Gupta, A. (2018). Food fortification to Combat Micronutrient Deficiencies and Its Impact on Sustainable Development Goals. *International Journal of Health Sciences and Research*, 8(7), 307-320.
18. Okeyo, D. O. (2018). Impact of Food Fortification on Child Growth and Development during Complementary Feeding. *Annals of Nutrition and Metabolism*, 73, 7-13. <https://doi.org/10.1159/000490087>
19. Ozturkoglu-Budak, S., Akal, C., & Yetisemiye, A. (2016). Effect of dried nut fortification on functional, physicochemical, textural, and microbiological properties of yogurt. *Journal of Dairy Science*, 99(11), 8511-8523. <https://doi.org/10.3168/jds.2016-11217>
20. Pandav, C. S., Yadav, K., Srivastava, R., Pandav, R., & Karmarkar, M. G. (2013). Iodine deficiency disorders (IDD) control in India. *The Indian journal of medical research*, 138(3), 418.
21. Puspitasari, D., Rahayuningsih, T., & Rejeki, F. S. (2015). Karakterisasi dan Formulasi Tepung Komposit Kimpul-Kacang Tunggak untuk Pengembangan Biskuit Non-Terigu. In *Prosiding Seminar Agroindustri dan Lokakarya Nasional FKPT-TPL. Madura: Teknologi Industri Pertanian-Universitas Trunojoyo Madura*.
22. Rebellato, A. P., Klein, B., Wagner, R., & Pallone, J. A. (2018). Fortification of whole wheat flour with different iron compounds: effect on quality parameters and stability. *Journal of food science and technology*, 55(9), 3575-3583. <https://doi.org/10.1007/s13197-018-3283-y>
23. Roncolini, A., Milanović, V., Cardinali, F., Osimani, A., Garofalo, C., Sabbatini, R., ... & Raffaelli, N. (2019). Protein fortification with mealworm (*Tenebrio molitor* L.) powder: Effect on textural, microbiological, nutritional and sensory features of bread. *PloS one*, 14(2), e0211747. <https://doi.org/10.1371/journal.pone.0211747>
24. Santos, J. A. R., Christoforou, A., Trieu, K., McKenzie, B. L., Downs, S., Billot, L., ... & Li, M. (2019). Iodine fortification of foods and condiments, other than salt, for preventing iodine deficiency disorders. *Cochrane Database of Systematic Reviews*, (2). <https://doi.org/10.1002/14651858.CD010734.pub2>
25. Tafesse, W. (2018). The effect of mandatory iodine fortification on cognitive test scores in rural India. Available at SSRN 3170585. <https://dx.doi.org/10.2139/ssrn.3170585>
26. Tonacchera, M., Dimida, A., De Servi, M., Frigeri, M., Ferrarini, E., De Marco, G., ... & Perata, P. (2013). Iodine fortification of vegetables improves human iodine nutrition: in vivo evidence for a new model of iodine prophylaxis. *The Journal of Clinical Endocrinology & Metabolism*, 98(4), E694-E697. <https://doi.org/10.1210/jc.2012-3509>
27. Vithanage, M., Herath, I., Achintha, S. S., Bandara, T., Weerasundara, L., Mayakaduwa, S. S., ... & Kumarathilaka, P. (2016). Iodine in commercial edible iodized salts and assessment of iodine exposure in Sri Lanka. *Archives of Public Health*, 74(1), 21. <https://doi.org/10.1186/s13690-016-0133-0>
28. Winger, R. J., König, J., & House, D. A. (2008). Technological issues associated with iodine fortification of foods. *Trends in Food Science & Technology*, 19(2), 94-101. <https://doi.org/10.1016/j.tifs.2007.08.002>
29. Zahrou, F. E., Azlaf, M., El Menchawy, I., El Mzibri, M., El Kari, K., El Hamdouchi, A., ... & Aguenou, H. (2016). Fortified iodine milk improves iodine status and cognitive abilities in schoolchildren aged 7-9 years living in a rural mountainous area of Morocco. *Journal of Nutrition and Metabolism*, 2016. <https://doi.org/10.1155/2016/8468594>

# Purse Liquid Sugar with Iodine Fortification

## ORIGINALITY REPORT

16%

SIMILARITY INDEX

15%

INTERNET SOURCES

11%

PUBLICATIONS

10%

STUDENT PAPERS

## PRIMARY SOURCES

1

Submitted to Universitas Siliwangi

Student Paper

2%

2

[sysrevpharm.org](http://sysrevpharm.org)

Internet Source

1%

3

[worldwidescience.org](http://worldwidescience.org)

Internet Source

1%

4

[researchdirect.westernsydney.edu.au](http://researchdirect.westernsydney.edu.au)

Internet Source

1%

5

[link.springer.com](http://link.springer.com)

Internet Source

1%

6

[m.scirp.org](http://m.scirp.org)

Internet Source

1%

7

[bmcnutr.biomedcentral.com](http://bmcnutr.biomedcentral.com)

Internet Source

1%

8

[pt.scribd.com](http://pt.scribd.com)

Internet Source

1%

9

[repositorium.sdum.uminho.pt](http://repositorium.sdum.uminho.pt)

Internet Source

1%

10	Submitted to University of Glasgow Student Paper	1 %
11	jurnalpangan.com Internet Source	1 %
12	oup.silverchair-cdn.com Internet Source	1 %
13	Ilyas Atalar. "Functional kefir production from high pressure homogenized hazelnut milk", LWT, 2019 Publication	1 %
14	mafiadoc.com Internet Source	1 %
15	Mohit Mittal, Ankush Thakur, Ravinder Kaushik, Prince Chawla. " Physicochemical properties of enriched herbal fruit yoghurt ", Journal of Food Processing and Preservation, 2020 Publication	1 %
16	Submitted to Monash University Student Paper	<1 %
17	shutupandeatthis.wordpress.com Internet Source	<1 %
18	Submitted to University of Leeds Student Paper	<1 %
19	sinta3.ristekdikti.go.id Internet Source	<1 %

20	<a href="http://naitc.usu.edu">naitc.usu.edu</a> Internet Source	<1 %
21	<a href="http://www.aessweb.com">www.aessweb.com</a> Internet Source	<1 %
22	<a href="http://www.mdpi.com">www.mdpi.com</a> Internet Source	<1 %
23	<a href="http://shooliniuniversity.com">shooliniuniversity.com</a> Internet Source	<1 %
24	<a href="http://ideas.repec.org">ideas.repec.org</a> Internet Source	<1 %
25	<a href="http://www.cochrane.org">www.cochrane.org</a> Internet Source	<1 %
26	<a href="http://doaj.org">doaj.org</a> Internet Source	<1 %
27	<a href="http://ec.europa.eu">ec.europa.eu</a> Internet Source	<1 %
28	Nyabasi Makori, Neema Kassim, Joyce Kinabo, Athanasia Matemu. "Nutrient Composition of Cereals-based Complementary Flour and its Nutritional Adequacy in Infants Nutrition", Journal of Food Research, 2017 Publication	<1 %
29	<a href="http://www.karger.com">www.karger.com</a> Internet Source	<1 %

Nirmala Chongtham, Madho Singh Bisht, Oinam Santosh, Harjit Kaur Bajwa, Aribam Indira.

<1%

"Mineral elements in Bamboo shoots and Potential role in Food Fortification", Journal of Food Composition and Analysis, 2021

Publication

---

---

Exclude quotes Off

Exclude matches Off

Exclude bibliography On