

**USING YOUTUBE AS A MEDIA FOR TEACHING SPEAKING AT  
JUNIOR HIGH SCHOOL**

**FINAL ASSIGMENT**



By :

**FITRIA NOVA RAHAMWATI**  
**NPM : 21620025**

**ENGLISH DEPARTMENT**

**FACULTY OF TEACHER TRAINING AND EDUCATION  
WJAYA KUSUMA SURABAYA UNIVERSITY**

**2025**


### APPROVAL SHEET I

This Final Assignment of Fitria Nova Rahamwati under the title "Using YouTube as a Media for Teaching Speaking at Junior High School" in Academic Year 2025 has been approved by Final Assignment Advisor.

Surabaya, 7 June 2025

Approved by :

Advisor .

A handwritten signature in blue ink, appearing to read 're/Bakti Wirawati', is written over a faint circular stamp.

**Dra. Bakti Wirawati, M.Pd**

NIK: 92152-ET

## APPROVAL SHEET II

Name : Fitria Nova Rahamawati


NPM : 21620025

Title : Using YouTube as a Media for Teaching Speaking at Junior High School

Has been approved by the Committee of Final Examination on 16 July 2025 and hereby declared to have fulfilled the requirement.

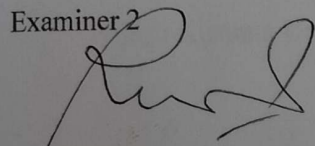
Surabaya, 16 July 2025

Examiner 1



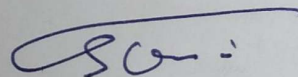
**Dra. Bekti Wirawati, M. Pd**  
NIK. 92152-ET

Examiner 2



**Dr. Ribut Surjowati, M.PD**  
**NIK. 94131-ET**

Acknowledged By ,  
Dean of Teacher Training and Education Faculty  
Wijaya Kusuma Surabaya University



**Dr. Drs. Kaswadi, M.Hum.**  
**NIK.91122-ET**



## CERTIFICATE OF ORIGINALITY

I hereby do sign and submit the form below:

Name : Fitria Nova R  
NPM : 21620025  
Faculty : Teacher Training and Education  
Address : Surabaya Ngagel

To declare the certificate of originally that:

1. I am responsible for the work submitted in this Final Assignment that the original work is my own except as specified in acknowledgement.
2. If then found unoriginally, I would like to take responsibility for neither the Final Assignment nor the original work contained therein has been submitted to the English Department of Wijaya Kusuma University Surabaya.

Thereby I truly certify this certificate of originality.

Surabaya, 24 Juli 2024



Fitria Nova

## Using YouTube as a Media for Teaching Speaking at Junior High School

### MOTTO

Fitria Nova (20230113)

Adrianus Dwi, Ekiel Wirawan M.Pd

Brightest star burn the fastest, the unbright shines the longest

Faculty of Teacher Training and Education, Wijaya Kusuma Surabaya University

-Fitria Nova

In the world, we are able to speak English well is very important because it is used in many areas, including education, tourism, and business. However, junior high school students often find it difficult to speak English because they don't have enough chance to practice. They feel shy when they have to speak English in front of others. This paper is about teaching speaking using YouTube as a media for teaching speaking at junior high school. First, we explained the form, effect and the examples of how people learn English in different situations. Teaching the video help a student can learn English more easily and more fun for them. There are steps of implement video which includes the steps of junior high school. First, The teacher asked students to introduce a part of themselves that learned the English, helping them actually map out how a description was a presented. Furthermore, students worked in pairs or small groups to discuss the content of the video. They were asked to report to me the vocabulary and expressions they had heard in a video. I was in charge of each pair group, take place to him. The researcher was the role because it is an interesting and engaging platform that provides students with a wide variety of spoken English in various contexts. YouTube helps improve students' speaking skills by showing how the world is a real place, helping them learn pronunciation, intonation, and grammar, and making it through video and gallery work.

Keywords: Speaking with YouTube, Junior High School, Learning with a digital learning

## Using YouTube as a Media for Teaching Speaking at Junior High School

Fitria Nova [21620025]

Advisor: Dra. Bekti Wirawati M.Pd

*Faculty of Teacher Training and Education, Wijaya Kusuma Surabaya University*

### Abstract

*In the modern era, being able to speak English well is very important because it is used in many areas, such as education, tourism, and business. However, junior high school students often find it difficult to speak English because they don't have enough chances to practice, they feel shy, or they don't have good facilities at school. This paper is how to teach speaking using YouTube as a media for teaching speaking at junior high school. YouTube as media, in the form, offers real life examples of how people speak English in different situations. Watching the video helps students see how people communicate, learn new words and phrases, and understand different accents. This can make speaking English easier and more fun for them. There are steps to implement video when teaching speaking at junior high school. First The teacher asked students to underline parts of the video that showed this structure, helping them visually map out how a descriptive text is organized. Following this, students worked in pairs or small groups to discuss the content of the video. They were encouraged to use the vocabulary and expressions they had noted to describe a similar object or even their own pet, favorite place, or item. The researcher uses YouTube because it is an accessible and engaging platform that provides students with real examples of spoken English in various contexts. YouTube helps improve students' speaking skills by showing how language is used naturally, helping them learn pronunciation, intonation, body language, and vocabulary through visual and auditory input.*

**Keywords:** Speaking skills, YouTube, junior high school, learning media, digital learning, .



## Table of Contents

Cover.....	i
APPROVAL SHEET I.....	ii
APPROVAL SHEET II.....	iii
CERTIFICATE OF ORIGINALITY.....	iv
MOTTO.....	v
Abstract.....	vi
Table of Contents.....	vii
1. Introduction.....	1
2. Speaking.....	2
2.2 Teaching Speaking for Junior High School.....	4
2.3 Types of Speaking Skills.....	5
3. Media.....	7
3.2 Types of Media.....	8
3.3 Definition of YouTube.....	11
3.4 Advantages of YouTube for Speaking.....	12
4. Teaching Speaking Using YouTube.....	14
5. Closing.....	16
6. References.....	16
TEACHING MODULE.....	17