



Published by:
Pattimura University
In Collaboration with:
Indonesian Mathematical Society (IndoMS)

Barekeng

jurnal ilmu matematika dan terapan

BAREKENG : JURNAL ILMU MATEMATIKA DAN TERAPAN
BAREKENG : JOURNAL OF MATHEMATICS AND ITS APPLICATION




ISSN : 1978 - 7227 (Print)
ISSN : 2615 - 3017 (Online)

- HOME
- REGISTER
- LOGIN
- ISSUES
- PEOPLE
- ABOUT
- JOURNAL POLICIES
- PUBLICATION ETHICS
- CITED IN SCOPUS
- CONTACT
- SEARCH



First Published Since 2007

Published by Mathematics Department University of Pattimura



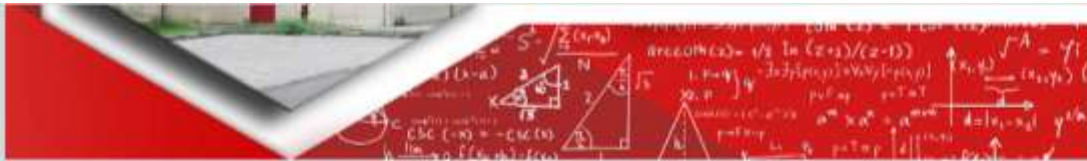
Accredited By:

Ministry of Education Culture, Research, and Technology, Republic of Indonesia, based on the Decree No.: 158/E/KPT/2021, about Accreditation Rank of Scientific Journal 2021, announce that BAREKENG: Jurnal Ilmu Matematika dan Terapan has been accredited in SINTA 2 (see detail)

Accredited

SINTA 2





Journal Identity

Original journal title	BAREKENG : Jurnal Ilmu Matematika dan Terapan
English journal title	BAREKENG : Journal of Mathematics and Its Application
Country	Indonesia
Subject	Mathematics; Applied Mathematics
Language	English
ISSN	2615-3017 (online), 1978-7227 (print)
Frequency	4 issues per year (March, June, September, December)
DOI	Prefix 10.30598/ Crossref
Accreditation	SINTA 2 , Decree Number: 158/E/KPT/2021, 9th December 2021
Editor-in-Chief	Yopi Andry Lesnussa (Sinta)(Scopus)(Google Scholar)
Publisher	Pattimura University
Citation Analysis	Google Scholar Dimensions
OAI	https://ojs3.unpatti.ac.id/index.php/barekeng/oai

BAREKENG: Jurnal ilmu matematika dan terapan, has been indexing by:



In Collaboration with:



BAREKENG: Jurnal ilmu matematika dan terapan, published by Pattimura University, in Collaboration with Indonesian Mathematical Society (IndoMS). ([see detail](#))

Indexed By:

BAREKENG: Jurnal ilmu matematika dan terapan, has been indexing by:



Call For Papers !!!



Indexed By:



Editorial Team



J. E. T. Radjaboycolle, S.Si., M.Cs
(Copy Editor)

About Journal

BAREKENG: Jurnal Ilmu Matematika dan Terapan (p-ISSN: 1978-7227 and e-ISSN: 2615-3017)

Call For Papers !!!

Barekeng
Jurnal ilmu matematika dan terapan
p-ISSN 1978 - 7227 | e-ISSN 2615 - 3017

CALL FOR PAPER

Focus & Scope
Pure Mathematics, Applied Mathematics, Statistics, Actuarial Science, Logic, Geometry & Topology, Numerical Analysis, Mathematic Computation and Mathematics Education.

Vol 17 No 2, June 2023
Submission Deadline: 28th February 2023

Indexed by :

<http://ejournal.unpatt.ac.id/index.php/barekeng>
barekeng.math@unpatt.ac.id | 0852413394009

Current Issue

Y. A. Lesnussa, S.Si, M.Si
(Editor in Chief)

About Journal

BAREKENG: Jurnal Ilmu Matematika dan Terapan (p-ISSN: 1978-7227 and e-ISSN: 2615-3017) is a scientific publication media, which published by Mathematics Department, Faculty of Mathematics and Natural Sciences, University of Pattimura. This journal publish article related to Pure Mathematics, Applied Mathematics, Statistics, Actuarial Science, Mathematic Computation and Mathematics Education.

The meaning word of **Barekeng** is a local term of Moluccas language which means Counting or Calculating. Counting is a main and fundamental activities in the field of Mathematics. Therefore we tried to promote "Barekeng" as the name of our scientific journal.

[Read more...](#)

Vol 16 No 4 (2022): BAREKENG: Jurnal Ilmu Matematika dan Terapan



BAREKENG : Journal of Mathematics and Its Applications, volume 16 Issue 4 (December 2022) was officially published in English (also journal name officialy in english).

BAREKENG : Journal of Mathematics and Its Applications, has been published four (4) times a year in March, June, September, and December (4 issues). This issue contain 40 articles available online. Special for this issue consists of authors from 2 countries (Indonesia, and Malaysia).

PUBLISHED: 2022-12-15

Articles

THE HARMONIOUS, ODD HARMONIOUS, AND EVEN HARMONIOUS LABELING

Ahmad Lasim, Ikhsanul Halikin, Kristiana Wijaya

1131-1138

[pdf download](#)

[Abstract views 227](#) | [Pdf Download downloads 244](#) |

ANALYSIS OF OPTIMUM CONTROL ON THE IMPLEMENTATION OF VACCINATION AND QUARANTINE ON THE SPREAD OF COVID-19

Agusyarif Rezka Nuha, Novlanita Achmad, Gusli Arviana Rahman, Syarif Abdullah, Siti Istiyarti Uswatun Chasanah, Nina

1139-1146

Journal Statistics


Visitors

Country	Visitors	Country	Visitors
126,090	16	5	5
3,631	14	5	5
377	14	5	4
357	14	4	4
324	13	4	4
296	13	3	3
176	13	3	3
128	12	3	3
112	12	3	3
109	11	3	3
109	11	3	3
95	11	2	2
90	11	2	2
81	11	2	2
69	11	2	2
62	11	2	2
61	10	2	2
58	10	2	2
55	10	2	2
52	10	2	2
50	9	2	2
46	9	1	1
39	9	1	1
34	9	1	1
29	8	1	1
28	8	1	1
27	8	1	1
27	8	1	1
27	8	1	1
23	7	1	1
22	7	1	1

MATHEMATICAL SILVER FOR ENTREPRENEURIAL MATHEMATICS

Hanna Arini Parhusip, Didit Budi Nugroho, Hindriyanto Dwi Purnomo, Istiarsi Saptuti Sri Kawuryan

1175-1184


 pdf download

 Abstract views 161 |  Pdf Download downloads 103 |

TIME SERIES MODELING OF NATURAL GAS FUTURE PRICE WITH FUZZY TIME SERIES CHEN, LEE AND TSAUR

Dodi Devianto, Aulia Zuardin, Malyastri Malyastri

1105-1126


 pdf download

 Abstract views 144 |  Pdf Download downloads 113 |

INVERSE GAUSSIAN REGRESSION MODELING AND ITS APPLICATION IN NEONATAL MORTALITY CASES IN INDONESIA

M. Fathurahman

1197-1206


 pdf download

 Abstract views 126 |  Pdf Download downloads 80 |

COMPARATIVE ANALYSIS OF VINCENTY AND GEODESIC METHOD APPROACHES IN MEASURING THE DISTANCE BETWEEN SUBDISTRICT OFFICES IN SALATIGA CITY

Vikky Aprelia Windani, Adi Setiawan

1207-1220

 pdf download

 Abstract views 122 |  Pdf Download downloads 107 |

MAPPING THE HAPPINESS LEVEL DISPARITY OF THE INDOONESIAN POPULATION USING MULTIDIMENSIONAL SCALING

Google Scholar Citation

Analysis Citation

	All	Since 2
Citations	1436	
h-index	17	
i10-index	36	

Google Scholar [Chart](#) [Cite](#)

Find us on



Map of Location



MAPPING THE HAPPINESS LEVEL DISPARITY OF THE INDOONESIAN POPULATION USING MULTIDIMENSIONAL SCALING

Sumin Sumin, Heri Retnawati

1221-1230

[pdf download](#)

 Abstract views 131 |  Pdf Download downloads 90 |

OUTLIER IDENTIFICATION ON PENALIZED SPLINE REGRESSION MODELING FOR POVERTY GAP INDEX IN JAVA

Anggita Rizky Fadilah, Anwar Fitrianto, I Made Sumertajaya

1231-1240

[pdf download](#)

 Abstract views 114 |  Pdf Download downloads 102 |

LEE-CARTER MODELING FOR MORTALITY IN INDONESIA WITH A BAYESIAN APPROACH

Muhammad Fajar, Eko Fajaryanto

1241-1248

[pdf download](#)

 Abstract views 111 |  Pdf Download downloads 101 |

CONSTRUCTING OUT-MIGRATION POTENCY INDEX FROM PROVINCE OF INDONESIA IN 2019

Nadya Namikesepti Efendi, Timbang Sirait

1249-1258

[pdf download](#)

 Abstract views 80 |  Pdf Download downloads 97 |

ARIMA MODEL OF OUTLIER DETECTION FOR FORECASTING CONSUMER PRICE INDEX (CPI)

M. Imron, Wika Dianita Utami, Hani Khaulasari, Firman Amunanto


1259-1270



ARIMA MODEL OF OUTLIER DETECTION FOR FORECASTING CONSUMER PRICE INDEX (CPI)

M. Imron, Wika Dianita Utami, Hani Khaulasari, Firman Amunanto

1259-1270

 pdf download

 Abstract views 120 |  Pdf Download downloads 99 |

HILL CLIMBING ALGORITHM ON BAYESIAN NETWORK TO DETERMINE PROBABILITY VALUE OF SYMPTOMS AND EYE DISEASE

Ria Puan Adhitama, Dewi Retno Sari Saputro, Sutanto Sutanto

1271-1282


 pdf download

 Abstract views 110 |  Pdf Download downloads 95 |

ANALYSIS OF BANKING DEPOSIT COST IN THE DYNAMICS OF LOAN: BIFURCATION AND CHAOS PERSPECTIVES

Moch. Fandi Ansori, Susilo Hariyanto

1283-1292


 pdf download

 Abstract views 137 |  Pdf Download downloads 78 |

MULTI-STATE MODEL FOR CALCULATION OF LONG-TERM CARE INSURANCE PRODUCT PREMIUM IN INDONESIA

Hendra Perdana, Neva Satyahadewi, Dadan Kusnandar, Ray Tantama

1293-1302

 pdf download

 Abstract views 147 |  Pdf Download downloads 155 |

MAGNETOHYDRODYNAMICS NANOFERRO FLUID FLOWS PASSING THROUGH A MAGNETIC POROUS SPHERE

MAGNETOHYDRODYNAMICS NANOFERRO FLUID FLOWS PASSING THROUGH A MAGNETIC POROUS SPHERE UNDER THERMAL RADIATION EFFECT

Basuki Widodo, Eirene Juwita Ningtyas Pamela, Dieky Adzkiya, Chairul Imron, Tri Rahayuningsih

1303-1312


 pdf download

 Abstract views 109 |  Pdf Download downloads 71 |

THE PROMINENCE OF VECTOR AUTOREGRESSIVE MODEL IN MULTIVARIATE TIME SERIES FORECASTING MODELS WITH STATIONARY PROBLEMS

Embay Rohaeti, I Made Sumertajaya, Aji Hamim Wigena, Kusman Sadik

1313-1324


 pdf download

 Abstract views 106 |  Pdf Download downloads 79 |

OPTIMIZATION OF PORTFOLIO USING FUZZY SELECTION

Rahmania Ayu Wardani, Sugiyarto Surono, Goh Kang Wen

1325-1336


 pdf download

 Abstract views 108 |  Pdf Download downloads 101 |

CREDIT CARD FRAUD DETECTION USING LINEAR DISCRIMINANT ANALYSIS (LDA), RANDOM FOREST, AND BINARY LOGISTIC REGRESSION

Muhammad Ahsan, Tabita Yuni Susanto, Tiza Ayu Virania, Andi Indra Jaya

1337-1346

 pdf download

 Abstract views 154 |  Pdf Download downloads 109 |

A NOTE ON THE SOLUTION OF THE CHARACTERISTIC EQUATION OVER THE SYMMETRIZED MAX-PLUS ALGEBRA

Gregoria Ariyanti

1347-1354

 pdf download

 Abstract views 115 |  Pdf Download downloads 72 |

THE ORDINAL LOGISTIC REGRESSION MODEL WITH SAMPLING WEIGHTS ON DATA FROM THE NATIONAL SOCIO-ECONOMIC SURVEY

Reni Amelia, Indahwati Indahwati, Erfiani Erfiani

1355-1364

 pdf download

 Abstract views 146 |  Pdf Download downloads 82 |

IMPLEMENTATION OF MONTE CARLO MOMENT MATCHING METHOD FOR PRICING LOOKBACK FLOATING STRIKE OPTION

Komang Nonik Afsari Dewi, Donny Citra Lesmana, Retno Budiarti

1365-1372

 pdf download

 Abstract views 124 |  Pdf Download downloads 76 |

TIME SERIES IMPUTATION USING VAR-IM (CASE STUDY: WEATHER DATA IN METEOROLOGICAL STATION OF CITEKO)

Muhammad Edy Rizal, Aji H Wigana, Farit M Afendi

1373-1384

 pdf download

 Abstract views 112 |  Pdf Download downloads 92 |

MILLENNIAL FINANCIAL ATTRIBUTES: STRUCTURAL MODELLING APPROACH

Lukmanul Hakim, Rittha Syafitri

1395-1399

 pdf download

 Abstract views 96 |  Pdf Download downloads 78 |

POISSON REGRESSION MODELLING OF AUTOMOBILE INSURANCE USING R

Sandy Vantika, Mokhammad Ridwan Yudhanegara, Karunia Eka Lestari

1399-1410

 pdf download

 Abstract views 119 |  Pdf Download downloads 110 |

COMPARISON OF RANDOM FOREST AND NAÏVE BAYES METHODS FOR CLASSIFYING AND FORECASTING SOIL TEXTURE IN THE AREA AROUND DAS KALIKONTO, EAST JAVA

Henny Pramodyo, Danang Ariyanto, Novi Nur Aini

1401-1422


 pdf download

 Abstract views 107 |  Pdf Download downloads 75 |

MULTILEVEL REGRESSION WITH MAXIMUM LIKELIHOOD AND RESTRICTED MAXIMUM LIKELIHOOD METHOD IN ANALYZING INDONESIAN READING LITERACY SCORES

Vera Maya Santil, Rifa Kamilla, Faroh Ladayya

1423-1432


 pdf download

 Abstract views 117 |  Pdf Download downloads 115 |

AGGLOMERATIVE HIERARCHICAL CLUSTERING ANALYSIS IN PREDICTING ANTIBACTERIAL ACTIVITY OF COMPOUND BASED ON CHEMICAL STRUCTURE SIMILARITY

Siswanto Siswanto, Nur Hilal A Syahrir

1443-1452


 pdf download

 Abstract views 178 |  Pdf Download downloads 91 |

BICLUSTERING APPLICATION IN INDONESIAN ECONOMIC AND PANDEMIC VULNERABILITY

Wiwik Andriyani Lestari Ningsih, I Made Sumertajaya, Asap Saefuddin

1453-1464


 pdf download

 Abstract views 121 |  Pdf Download downloads 104 |

COMPARISON OF SALINITY AND SEAWATER TEMPERATURE PREDICTIONS USING VAR AND BIRESPOSE FOURIER SERIES ESTIMATOR

Faisol Faisol, Putri Ukhrowi, M. Fariz Fadillah Mardianto, Ira Yudiantira, Kuzairi Kuzairi

1465-1476


 pdf download

 Abstract views 140 |  Pdf Download downloads 75 |

APPLICATION OF ANALYTICAL HIERARCHY PROCESS METHOD AS A DECISION SUPPORT SYSTEM IN THE RECRUITMENT OF LECTURERS AT UNIVERSITAS NAHDLATUL ULAMA SUNAN GIRI

Moh. Fa'kur Dewami, M. Ivan Ariful Fathoni, Festian Cindarbumi

1477-1486


 pdf download

 Abstract views 117 |  Pdf Download downloads 79 |

THE USE OF PENALIZED WEIGHTED LEAST SQUARE TO OVERCOME CORRELATIONS BETWEEN TWO RESPONSES

Anna Islamiyati, Anisa Anisa, Muhammad Zakki, Nasrah Sirajang, Umni Sari, Fajar Affan, Muhammad Jayzul Usrah

1497-1504

 pdf download

 Abstract views 97 |  Pdf Download downloads 89 |

MODELING OF BOND YIELD CURVE USING CUBIC BEZIER CURVE

Emy Siwanah

1505-1514


 pdf download

 Abstract views 124 |  Pdf Download downloads 90 |

MULTIVARIATE MULTILEVEL MODELLING TO ASSESS FACTORS AFFECTING THE QUALITY OF VOCATIONAL HIGH SCHOOLS IN SOUTH SULAWESI PROVINCE

Abdullah Pannu, Hari Wijayanto, Budi Susetyo

1515-1526

 pdf download

 Abstract views 139 |  Pdf Download downloads 91 |

THE COVID-19 PANDEMIC EFFECT ON THE DETERMINING CHILLI CROP AGRICULTURAL INSURANCE PREMIUM

Vivin Aprilia Manjarani, I Gusti Putu Purnaba, Retno Budiarli

1527-1540

 pdf download

 Abstract views 124 |  Pdf Download downloads 71 |

SMALL AREA ESTIMATION OF MEAN YEARS SCHOOL IN KABUPATEN BOGOR USING SEMIPARAMETRIC P-SPLINE

MAGNETOHYDRODYNAMICS NANOFERRO FLUID FLOWS PASSING THROUGH A MAGNETIC POROUS SPHERE UNDER THERMAL RADIATION EFFECT

Basuki Widodo^{1*}, Eirene J. Pamela², Dieky Adzkiya³, Chairul Imron⁴, Tri Rahayuningsih⁵

^{1,2,3,4} Department of Mathematics, Faculty of Science and Data Analytics, Institut Teknologi Sepuluh Nopember
Sukolilo, Surabaya, 60111, Indonesia

⁵ Department of Agroindustrial Technology, Universitas Wijaya Kusuma Surabaya
Surabaya, Jawa Timur, 60225, Indonesia

Corresponding author's e-mail: ^{1*} b_widodo@matematika.its.ac.id

Abstract. In the application of thermonuclear reactor cooling, temperature regulation relies on experiments based on practical experience. Therefore, the accuracy of this temperature setting is operator-dependent. So it is necessary to develop a mathematical model to solve these problems. The dimensional mathematical model therefore is generated using the conservation laws of mass, momentum, and energy. The dimensional mathematical model is further transformed into non-dimensional mathematical model by using non-dimensional variables. The non-dimensional mathematical model is simplified using the similarity equation by utilizing the stream function. The model obtained is a system of nonlinear ordinary differential equations. This system of equations is then solved using an implicit numerical method using the Keller-Box scheme. This Keller-Box method has high accuracy and is more efficient. The numerical simulation results show that the velocity profile and temperature profile decrease as the magnetic parameter, porosity parameter, and the Prandtl number increase, respectively. Meanwhile, when the radiation parameter increases, the temperature profile also increases, but the radiation parameter does not affect the velocity profile.

Keywords: magnetohydrodynamics, nanoferro fluid, porous sphere, thermal radiation.

Article info:

Submitted: 4th July 2022

Accepted: 19th October 2022

How to cite this article:

B. Widodo, E. J. Pamela, D. Adzkiya, C. Imron and T. Rahayuningsih, "MAGNETOHYDRODYNAMICS NANOFERRO FLUID FLOWS PASSING THROUGH A MAGNETIC POROUS SPHERE UNDER THERMAL RADIATION EFFECT", *BAREKENG: J. Math. & App.*, vol. 16, iss. 4, pp. 1303-1312, Dec., 2022.



This work is licensed under a [Creative Commons Attribution-ShareAlike 4.0 International License](https://creativecommons.org/licenses/by-sa/4.0/).
Copyright © 2022 Author(s)

1. INTRODUCTION

In the application of thermonuclear reactor cooling, we still rely on experiments based on practical experience in regulating temperature. So the accuracy of the temperature setting depends on the operator. Therefore, in this temperature regulation, it is necessary to develop an accurate technique or method based on scientific temperature calculations that are acceptable to all parties and the experience of the operator. In terms of this mathematical model, there has been a preliminary model of temperature regulation. However, further, development is still needed.

In terms of mathematical model, the fluid considered is nanofluid, e.g. ferrofluid. The nanoferro fluid is Newtonian fluid. This nanoferro fluid contains nano-particles (ferroparticles) [1]. The nanoparticle used is Fe_2O_3 with water as the base fluid. Meanwhile, magnetohydrodynamics is a science that studies the flow of fluids that conduct electricity due to magnetic induction in the fluid [2]. The basic concept of magnetohydrodynamics is the induction of a magnetic field capable of conducting electricity in a moving conductive fluid. Thus giving rise to the Lorentz force which exerts a force on the fluid and also changes its own magnetic field [3]. In this paper, we consider the effect of magnetohydrodynamics is caused by the porous sphere's magnetic field and the influence of ferrofluid radiation.

Many studies have been carried out on the magnetohydrodynamic flow of nanoferro fluid on various surfaces, for example, in rectangular channels by Aminfar *et al.* [4], on inclined plates by Ilias *et al.* [5], over a horizontally rotating disk by Shah *et al.* [6], through T-shaped ventilated cavities by Jhumur *et al.* [7], over a cylinder by Reddy *et al.* [8], through a surface that is a non-linear motion by Jamaludin *et al.* [9], as well as through solid spherical surfaces by Widodo *et al.* [10]. From these literatures, it has been mentioned that the volume fraction of air-based ferro particles, thermal radiation, and type parameters are the main factors in increasing heat transfer in nanoferro fluids. We, therefore, develop a mathematical model to solve the magnetohydrodynamics problem of radiative nanoferro fluid flowing over the surface of a porous magnetic sphere.

2. RESEARCH METHODS

In this study, the object (bluff body) considered is a porous magnetic ball, as seen in Figure 1. It is known that nanoferro fluid flows from bottom to top against the direction of gravity and has a speed of U_∞ and a temperature of T_∞ far from the porous magnetic sphere. While T_w is the temperature on the surface of the porous magnetic sphere. x is measured anticlockwise from downward vertical along a sphere surface. The distances x and y are measured respectively to the vertical line through the porous magnetic sphere and to the surface of the porous magnetic sphere [11]. In this study, the focus area is in front of the lower stagnation point of the porous magnetic sphere.

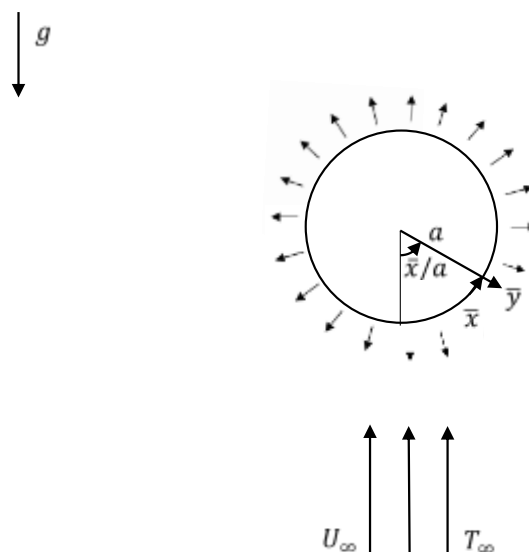


Figure 1. Sketch of a Nanoferro fluid Flow Through a Magnetic Porous Sphere

2.1 Developing Dimensional Equation

In this research, the system is both steady and incompressible. Therefore, the dimensional governing equations of continuity, momentum, and energy equation can be expressed as:

$$\frac{\partial(\bar{r}\bar{u})}{\partial\bar{x}} + \frac{\partial(\bar{r}\bar{v})}{\partial\bar{y}} = 0 \quad (1)$$

$$\rho_{ff} \left(\bar{u} \frac{\partial\bar{u}}{\partial\bar{x}} + \bar{v} \frac{\partial\bar{u}}{\partial\bar{y}} \right) = -\frac{\partial\bar{p}}{\partial\bar{x}} + \mu_{ff} \left(\frac{\partial^2\bar{u}}{\partial\bar{x}^2} + \frac{\partial^2\bar{u}}{\partial\bar{y}^2} \right) + \sigma B_0^2 \bar{u} + \frac{\mu_{ff}}{K^*} \bar{u} + \rho_{ff} \beta (\bar{T} - T_\infty) g \sin \frac{\bar{x}}{a} \quad (2)$$

$$\rho_{ff} \left(\bar{u} \frac{\partial\bar{v}}{\partial\bar{x}} + \bar{v} \frac{\partial\bar{v}}{\partial\bar{y}} \right) = -\frac{\partial\bar{p}}{\partial\bar{y}} + \mu_{ff} \left(\frac{\partial^2\bar{v}}{\partial\bar{x}^2} + \frac{\partial^2\bar{v}}{\partial\bar{y}^2} \right) + \sigma B_0^2 \bar{v} + \frac{\mu_{ff}}{K^*} \bar{v} - \rho_{ff} \beta (\bar{T} - T_\infty) g \cos \frac{\bar{x}}{a} \quad (3)$$

$$\frac{\partial\bar{T}}{\partial\bar{t}} + \bar{u} \frac{\partial\bar{T}}{\partial\bar{x}} + \bar{v} \frac{\partial\bar{T}}{\partial\bar{y}} = \alpha_{ff} \left(\frac{\partial^2\bar{T}}{\partial\bar{x}^2} + \frac{\partial^2\bar{T}}{\partial\bar{y}^2} \right) - \frac{1}{(\rho C_p)_{ff}} \frac{\partial q_r}{\partial\bar{y}} \quad (4)$$

with the boundary conditions

$$\bar{u} = \bar{v} = 0, \bar{T} = T_w \quad \text{at } \bar{y} = 0$$

$$\bar{u} = \bar{u}_e(\bar{x}), \bar{T} = T_\infty \quad \text{at } \bar{y} \rightarrow \infty$$

where \bar{u} and \bar{v} represent the velocity components along the \bar{x} and \bar{y} axes, respectively. Furthermore, the subscripts ff and f refer to ferrofluid and base fluid. Then, \bar{r} is radial distance from the axis of symmetry to the spherical surface, B_0 is the magnetic field, μ is dynamic viscosity, ρ is density, g is the acceleration due to gravity, σ is electrical conductivity, β is ferrofluid thermal expansion, \bar{T} is local temperature, ρC_p is effective heat capacity, and α is heat diffusivity [12]. Furthermore, the Rosseland approximation [13] is used where the radiative heat flux, q_r , is defined

$$q_r = -\frac{4\sigma^*}{3k^*} \frac{\partial T^4}{\partial\bar{y}}$$

where σ^* is the Stefan-Boltzmann constant and k^* represents the average absorption coefficient. The temperature difference around the flow is assumed to be T^4 , which can be further extended in the Taylor series as a linear combination of temperatures. Then by expanding T^4 into the Taylor series for T_∞ and ignoring the higher-order terms [14], we obtain $T^4 = 4T_\infty^3 T - 3T_\infty^4$. Thus, Equation (4) is reduced to

$$\frac{\partial\bar{T}}{\partial\bar{t}} + \bar{u} \frac{\partial\bar{T}}{\partial\bar{x}} + \bar{v} \frac{\partial\bar{T}}{\partial\bar{y}} = \alpha_{ff} \left(\frac{\partial^2\bar{T}}{\partial\bar{x}^2} + \frac{\partial^2\bar{T}}{\partial\bar{y}^2} \right) + \frac{1}{(\rho C_p)_{ff}} \frac{16\sigma^* T_\infty^3}{3k^*} \frac{\partial^2\bar{T}}{\partial\bar{y}^2} \quad (5)$$

2.2 Non-dimensional Equation

The dimensional equations that have been obtained are further transformed into non-dimensional equations. We apply non-dimensional variables as follows [15]

$$x = \frac{\bar{x}}{a}, y = Re^{\frac{1}{2}} \left(\frac{\bar{y}}{a} \right), r = \frac{\bar{r}}{a}, u = \frac{\bar{u}}{U_\infty}, v = Re^{\frac{1}{2}} \left(\frac{\bar{v}}{U_\infty} \right), p = \frac{\bar{p}}{\rho_{ff} U_\infty^2}, T = \frac{\bar{T} - T_\infty}{T_w - T_\infty}$$

Furthermore, the non-dimensional parameters are given as follows [10][15][16]

$$M = \frac{\alpha \sigma B_0^2}{\rho_{ff} U_\infty}, \lambda = \frac{Gr}{Re^2}, Gr = \frac{g \beta (T_w - T_\infty) a^3}{\nu_{ff}^2}, Pr = \frac{\nu_f}{\alpha_f}, \phi = \frac{\alpha \mu_{ff}}{\rho_{ff} U_\infty K^*}, Nr = \frac{4\sigma^* T_\infty^3}{k^* k_f}$$

where M is a magnetic parameter, λ is a convection parameter, Gr is a Grashof number, Pr is a Prandtl number, ϕ is a porosity parameter, and Nr is a radiation parameter. By substituting non-dimensional variables and non-dimensional parameters into Equations (1), (2), (3), and (5), the following non-dimensional equations are obtained as follows,

$$\frac{\partial(ru)}{\partial x} + \frac{\partial(rv)}{\partial y} = 0 \quad (6)$$

$$u \frac{\partial u}{\partial x} + v \frac{\partial u}{\partial y} = -\frac{\partial p}{\partial x} + \frac{1}{Re} \frac{\nu_{ff}}{\nu_f} \frac{\partial^2 u}{\partial x^2} + \frac{\nu_{ff}}{\nu_f} \frac{\partial^2 u}{\partial y^2} + (M + \phi)u + \lambda T \sin x \quad (7)$$

$$\frac{1}{Re} \left(u \frac{\partial v}{\partial x} + v \frac{\partial v}{\partial y} \right) = -\frac{\partial p}{\partial y} + \frac{1}{Re^2} \frac{v_{ff}}{v_f} \frac{\partial^2 v}{\partial x^2} + \frac{1}{Re} \frac{v_{ff}}{v_f} \frac{\partial^2 v}{\partial y^2} + \frac{1}{Re} Mv + \frac{1}{Re} \phi v - \frac{1}{Re^{\frac{1}{2}}} \lambda T \cos x \quad (8)$$

$$u \frac{\partial T}{\partial x} + v \frac{\partial T}{\partial y} = \frac{1}{PrRe} \frac{\alpha_{ff}}{\alpha_f} \frac{\partial^2 T}{\partial x^2} + \frac{1}{Pr} \frac{\alpha_{ff}}{\alpha_f} \left(1 + \frac{4}{3} \frac{k_f}{k_{ff}} Nr \right) \frac{\partial^2 T}{\partial y^2} \quad (9)$$

with the non-dimensional boundary conditions

$$\begin{aligned} u = v = 0, T = 1 & \quad \text{at } y = 0 \\ u = u_e(x), T = 0 & \quad \text{at } y \rightarrow \infty \end{aligned}$$

Furthermore, the variables related to nanoferro fluid and base fluid are defined as follows [17][18]

$$\begin{aligned} \rho_{ff} &= (1 - \chi)\rho_f + \chi\rho_s, & \mu_{ff} &= \frac{\mu_f}{(1 - \chi)^{2.5}}, \\ (\rho C_p)_{ff} &= (1 - \chi)(\rho C_p)_f + \chi(\rho C_p)_s, & \frac{k_{ff}}{k_f} &= \frac{(k_s + 2k_f) - 2\chi(k_f - k_s)}{(k_s + 2k_f) + \chi(k_f - k_s)} \end{aligned}$$

where χ is volume fraction. By substituting these variables into Equations (6) to (9) and by using boundary layer theory, then the equation becomes respectively as follows

$$\frac{\partial(ru)}{\partial x} + \frac{\partial(rv)}{\partial y} = 0 \quad (10)$$

$$u \frac{\partial u}{\partial x} + v \frac{\partial u}{\partial y} = -\frac{\partial p}{\partial x} + \left(\frac{1}{(1 - \chi)^{2.5} \left((1 - \chi) + \chi \frac{\rho_s}{\rho_f} \right)} \right) \frac{\partial^2 u}{\partial y^2} + (M + \phi)u + \lambda T \sin x \quad (11)$$

$$0 = -\frac{\partial p}{\partial y} \quad (12)$$

$$u \frac{\partial T}{\partial x} + v \frac{\partial T}{\partial y} = \frac{1}{Pr} \left(\frac{(k_s + 2k_f) - 2\chi(k_f - k_s)}{[(k_s + 2k_f) + \chi(k_f - k_s)][(1 - \chi) + \chi(\rho C_p)_s / (\rho C_p)_f]} + \frac{4}{3} \frac{1}{(1 - \chi) + \chi(\rho C_p)_s / (\rho C_p)_f} Nr \right) \frac{\partial^2 T}{\partial y^2} \quad (13)$$

In Equation (12), the pressure p does not depend on the variable y . Thus, the equation for momentum exists in the system only on the x -axis. Furthermore, by defining u_e as the velocity outside the boundary layer, then the momentum equation outside the boundary layer is obtained as follows:

$$u \frac{\partial u}{\partial x} + v \frac{\partial u}{\partial y} = u_e \frac{\partial u_e}{\partial x} + \frac{1}{(1 - \chi)^{2.5} \left((1 - \chi) + \chi \frac{\rho_s}{\rho_f} \right)} \frac{\partial^2 u}{\partial y^2} + (M + \phi)(u - u_e) + \lambda T \sin x \quad (14)$$

2.3 Similarity Equation

The non-dimensional equations that have been obtained are further converted into similarity equations using the stream function. The stream function simplifies the system of equations making computations easier. To solve the non-dimensional equation, then the variables are defined as follows [19]

$$\psi = xr(x)f(x, \eta), \quad T = \theta(x, \eta)$$

where $r(x) = \sin x$ and ψ is a flow function expressed as

$$u = \frac{1}{r} \frac{\partial \psi}{\partial \eta} \quad \text{dan} \quad v = -\frac{1}{r} \frac{\partial \psi}{\partial x}$$

Then substituting the stream function into Equations (10), (13), and (14) respectively, we obtain

$$0 = -(f')^2 + 2ff'' + \frac{9}{4} + \frac{1}{(1 - \chi)^{2.5} \left((1 - \chi) + \chi \frac{\rho_s}{\rho_f} \right)} f''' + (M + \phi) \left(f' - \frac{3}{2} \right) + \lambda \theta \quad (15)$$

$$0 = 2f\theta' + \frac{1}{Pr} \left(\frac{(k_s + 2k_f) - 2\chi(k_f - k_s)}{[(k_s + 2k_f) + \chi(k_f - k_s)][(1 - \chi) + \chi(\rho C_p)_s / (\rho C_p)_f]} + \frac{4}{3} \frac{1}{(1 - \chi) + \chi(\rho C_p)_s / (\rho C_p)_f} Nr \right) \theta'' \quad (16)$$

with the boundary conditions

$$\begin{aligned} f(0) = f'(0) = 0 \text{ and } \theta = 1 & \quad \text{at } \eta = 0 \\ f'(\infty) = 1 \text{ and } \theta = 0 & \quad \text{at } \eta \rightarrow \infty \end{aligned}$$

2.4 Numerical Solution

The similarity equation that has been obtained is then solved using the Keller-Box method. Using the procedure described by Cebeci and Bradshaw, the steps of this method are as follows [20]:

1. Converting second-order or higher-order equations into first-order differential equations.
2. Discretize by using a finite-difference to the center.
3. Linearize the discretized equation and write it in vector-matrix form.
4. Solve a linear system using the tridiagonal-block-elimination method.

3. RESULTS AND DISCUSSION

The nanoparticles considered in this study is Fe_2O_3 with water as the base fluid. Thermophysical properties of base fluid and ferroparticles are defined in Table 1 [21].

Table 1. Thermophysical Properties

Physical properties	Water	Fe_2O_3
ρ (kg/m^3)	997.1	5260
C_p ($J/kg \cdot K$)	4179	570
k ($W/m \cdot K$)	0.613	0.58

The simulation results for each parameter variation are described as follows

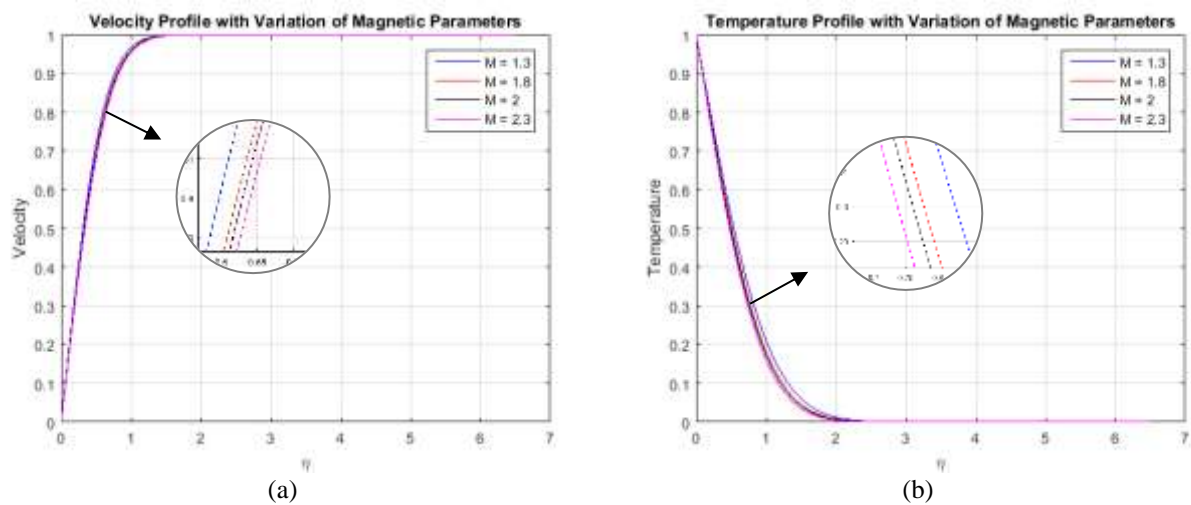


Figure 2. (a) Velocity Profile and (b) Temperature Profile with Variation of Magnetic Parameters

Figure 2 show the variation of magnetic parameter, namely $M = 1.3, 1.8, 2, 2.3$. Other parameters used are porosity parameter $\phi = 1.04$, Prandtl number $Pr = 1.7$, radiation parameter $Nr = 1$, mixed convection $\lambda = 1$, and volume fraction $\chi = 0.1$. The Magnetic parameters are directly proportional to the electrical conductivity and magnitude of the magnetic field, but are inversely proportional to the density of the fluid. Figure 2(a) shows that the larger the parameters, the lower the velocity profiles of the fluid flow. This is occurred as the existence of Lorentz force on the magnetic ball that causes the fluid passing through the ball to receive the Lorentz force. Since the magnitude of the Lorentz force is proportional to the magnetic parameter, then as the magnetic parameter increases, the Lorentz force also increases. As a result, the Lorentz force around the magnetic sphere also increases, thus affecting the decrease in the velocity of the fluid around the sphere. Further, in Figure 2(b), it shows that the temperature profile in this flow decreases with increasing magnetic parameters. This is due to the decrease in the internal energy of the fluid. The velocity of the fluid that decreases results in an increase in fluid density. As the density of the fluid increases, the heat transfer that occurs will slow down more and more as the magnetic parameters increase.

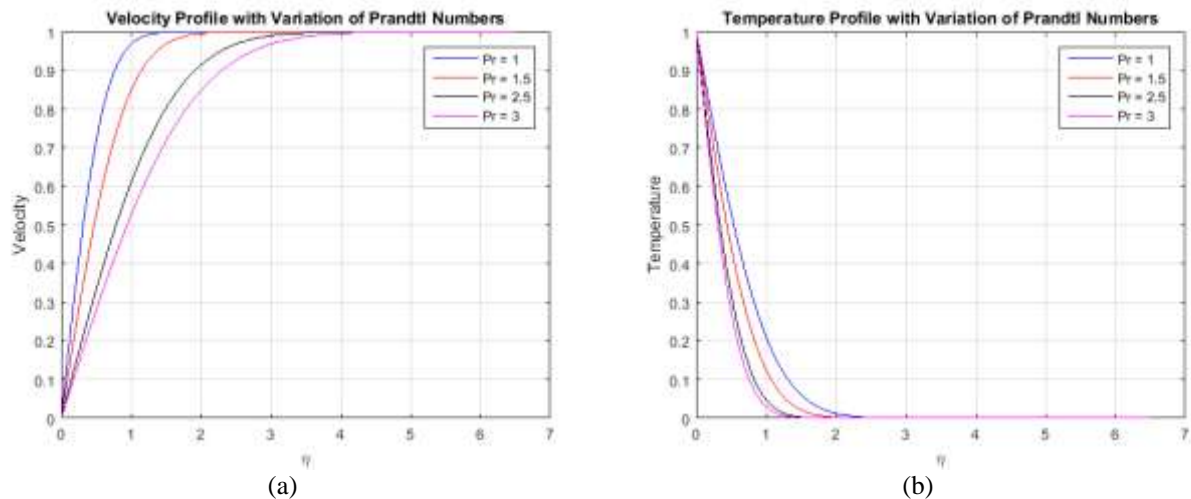


Figure 3. (a) Velocity Profile and (b) Temperature Profile with Variation of Prandtl Numbers

The Figure 3 depicts the variation of the Prandtl number, namely $Pr = 1, 1.5, 2.5, 3$. Other parameters used are magnetic parameter $M = 1.3$, porosity parameter $\phi = 1$, radiation parameter $Nr = 0.5$, mixed convection $\lambda = 1$, and volume fraction $\chi = 0.1$. Figure 3(a) shows that the greater the Prandtl number, the velocity profile of the fluid flow will decrease. This is occurred because the Prandtl number is inversely proportional to the thermal diffusivity but directly proportional to the kinematics viscosity. Thus, the greater the Prandtl number, the kinematics viscosity in the fluid will also be greater, so that the viscosity of the fluid will increase. As a result, the velocity of the fluid becomes slower or smaller. In Figure 3(b), it further shows that the temperature profile of the fluid decreases with the increase in the Prandtl number. This is because when the Prandtl number increases, the thermal diffusivity decreases, so that the fluid temperature decreases.

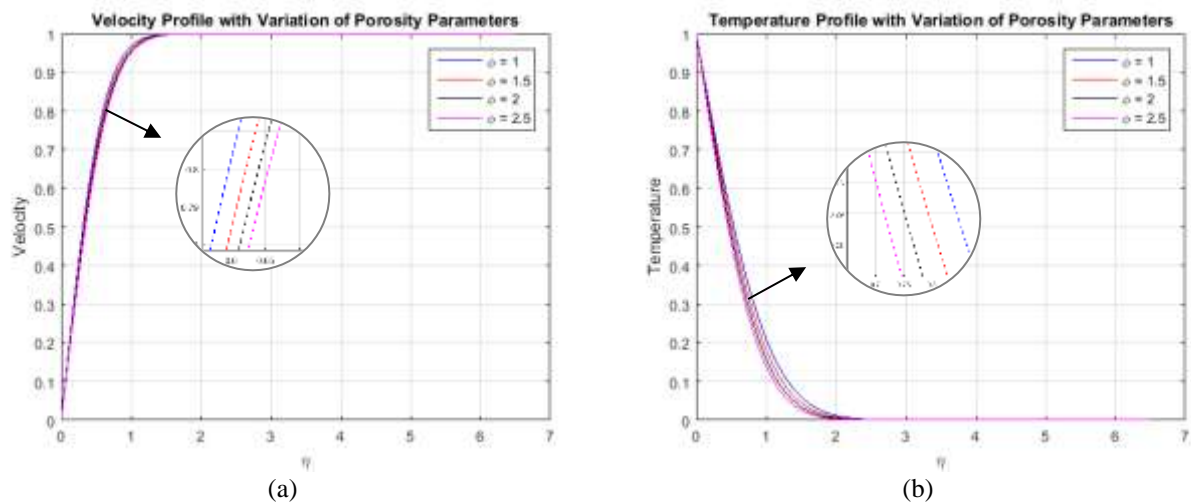


Figure 4. (a) Velocity Profile and (b) Temperature Profile with Variation of Porosity Parameters

Figure 4 shows the variation of the porosity parameter, namely $\phi = 1, 1.5, 2, 2.5$. Other parameters used are magnetic parameter $M = 1.3$, Prandtl number $Pr = 1$, radiation parameter $Nr = 0.5$, mixed convection $\lambda = 1$, and volume fraction $\chi = 0.1$. Figure 4(a) shows that the greater the porosity parameter, the velocity profile of the fluid flow will decrease. This is occurred because the porosity parameter is directly proportional to the dynamic viscosity but inversely proportional to the density of the fluid. Thus, the greater the porosity parameter, the dynamics viscosity in the fluid will also be greater. As a result, the velocity of the fluid becomes slower or smaller. Further, in Figure 4(b), it shows that the temperature profile of the fluid decreases with increasing porosity parameters. This happens because when the fluid velocity decreases, the resulting skin friction also decreases, so that the fluid temperature decreases.

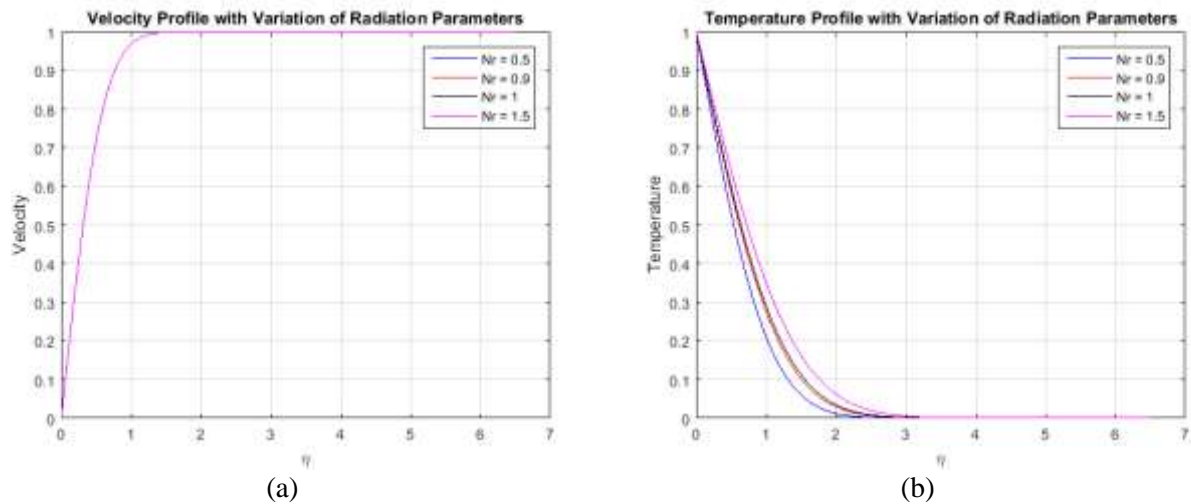


Figure 5. (a) Velocity Profile and (b) Temperature Profile with Variation of Radiation Parameters

Figure 5 shows the variations of radiation parameters are $Nr = 0.5, 0.9, 1, 1.5$. Other parameters used are magnetic parameter $M = 1.3$, Prandtl number $Pr = 1$, porosity parameter $\phi = 1$, mixed convection $\lambda = 1$, and volume fraction $\chi = 0.1$. Figure 5(a) shows that the radiation parameters have no effect on the velocity profile. This is occurred as radiation dominantly affects the energy equation rather than the momentum equation, so this radiation parameter only affects changes in fluid temperature. Then, in Figure 5(b), it shows that the greater the radiation parameter, the temperature profile of the fluid also increases. This is occurred because the increase in the value of the radiation parameter has a tendency to increase the conduction effect and provide a level of dominance of the heat source, thus causing the fluid temperature increases.

The simulation results are validated with research that has been produced by [22].

4. CONCLUSIONS

Based on the analysis and discussion that has been carried out using several variations of parameters, namely magnetic parameters, Prandtl number, porosity parameters, and radiation parameters on ferrofluid nanoparticles Fe_2O_3 , it can be concluded that:

- When the magnetic parameters increase, the velocity profile and temperature profile decrease. With the variation of magnetic parameters given is $M = 1.3, 1.8, 2, 2.3$.
- When the Prandtl number increases, the velocity profile and temperature profile decrease. With the given variation of Prandtl numbers is $Pr = 1, 1.5, 2.5, 3$.
- When the porosity parameters increase, the velocity profile and temperature profile decrease. With the variation of the given porosity parameter is $\phi = 1, 1.5, 2, 2.5$.
- As the radiation parameters increase, the temperature profile increases, but radiation does not exert an influence on the velocity profile because the dominant radiation affects the energy equation rather than the momentum equation. With variations in the radiation parameters given are $Nr = 0.5, 0.9, 1, 1.5$.

ACKNOWLEDGEMENT

This work is based on the research supported by The Ministry of Education, Culture, Research, and Technology/ National Research and Innovation Agency of Indonesian Republic (KEMENDIKBUDRISTEK-RI) with Funding Agreement Letter number 008/E5/PG.02.00.PT/2022, 16th March 2022, and The Directorate

for Research and Community Development (Direktorat Riset dan Pengabdian kepada Masyarakat/DRPM), Institut Teknologi Sepuluh Nopember (ITS) Surabaya-East Java, Indonesia with Funding Agreement Letter number 1503/PKS/ITS/2022, 17th March 2022. We are therefore very grateful to KEMENDIKBUDRISTEK-RI and DRPM-ITS for giving us chance to publish this paper in the Journal of Berekeng-Mathematics Department of Universitas Pattimura Ambon.

REFERENCES

1. K. Raj, and S. Street, "Ferofluids- Properties and Applications," vol. 8, no. 4, pp. 233–236, 1987. <https://analyticalscience.wiley.com/doi/10.1002/gitlab.14498>
2. R. E. Rosensweig, *Ferrohydrodynamics*. Courier Corporation, 2013. https://books.google.co.id/books?id=ng_DAgAAQBAJ&printsec=frontcover&hl=id&source=gbs_ge_summary_r&cad=0#v=onepage&q&f=false
3. R. Sahaya, B. Widodo, and C. Imron, "Aliran Fluida Magnetohidrodinamik Viskoelatis Tersuspensi yang Melewati Pelat Datar," *J. Sains Dan Seni ITS*, vol. 5, no. 2, pp. 2337–3520, 2016. <https://www.semanticscholar.org/paper/Aliran-Fluida-Magnetohidrodinamik-Viskoelatis-yang-Sahaya-Widodo/3109e3c2ef50a8837ceae0cc60e119ad5c4bdcdb>
4. H. Aminfar, M. Mohammadpourfard, and S. A. Zonouzi, "Numerical study of the ferrofluid flow and heat transfer through a rectangular duct in the presence of a non-uniform transverse magnetic field," *J. Magn. Magn. Mater.*, vol. 327, pp. 31–42, 2013. <https://www.sciencedirect.com/science/article/abs/pii/S0304885312007524>
5. M. R. Ilias, N. A. Rawi, and S. Shafie, "Steady aligned MHD free convection of ferrofluids flow over an inclined plate," *J. Mech. Eng.*, vol. 14, no. 2, pp. 1–15, 2017. https://www.researchgate.net/publication/322803039_Steady_aligned_MHD_free_convection_of_ferofluids_flow_over_an_inclined_plate
6. Z. Shah, A. Dawar, P. Kumam, W. Khan, and S. Islam, "Impact of nonlinear thermal radiation on MHD nanofluid thin film flow over a horizontally rotating disk," *Appl. Sci.*, vol. 9, no. 8, p. 1533, 2019. <https://www.mdpi.com/2076-3417/9/8/1533>
7. N. C. Jhumur and S. Saha, "Unsteady MHD mixed convection in a T-shaped ventilated cavity filled with ferrofluid (Fe₃O₄-water)," in *AIP Conference Proceedings*, vol. 1851, no. 1, p. 20026, 2017. <https://aip.scitation.org/doi/10.1063/1.4984655>
8. M. G. Reddy, P. V. Kumari, and P. Padma, "Effect of thermal radiation on MHD casson nano fluid over a cylinder," *J. Nanofluids*, vol. 7, no. 3, pp. 428–438, 2018. https://www.researchgate.net/publication/325500029_Effect_of_Thermal_Radiation_on_MHD_Casson_Nano_Fluid_Over_a_Cylinder
9. A. Jamaludin, K. Naganthran, R. Nazar, and I. Pop, "Thermal radiation and MHD effects in the mixed convection flow of Fe₃O₄-water ferrofluid towards a nonlinearly moving surface," *Processes*, vol. 8, no. 1, p. 95, 2020. <https://www.mdpi.com/2227-9717/8/1/95>
10. Y. S. H. Mat, M. K. A. Mohamed, Z. Ismail, B. Widodo, and M. Z. Salleh, "Numerical method approach for magnetohydrodynamic radiative ferrofluid flows over a solid sphere surface," *Therm. Sci.*, vol. 25, no. Spec. issue 2, pp. 379–385, 2021. https://www.researchgate.net/publication/361023091_Numerical_Investigation_of_Ferofluid_Flow_at_Lower_Stagnation_Point_over_a_Solid_Sphere_using_Keller-Box_Method
11. L. Mardianto, B. Widodo, and D. Adzkiya, "Aliran Konveksi Campuran Magnetohidrodinamik yang Melewati Bola Bermagnet," *Limits J. Math. Its Appl.*, vol. 17, no. 1, pp. 9–18, 2020. https://www.researchgate.net/publication/343394819_Aliran_Konveksi_Campuran_Magnetohidrodinamik_yang_Melewati_Bola_Bermagnet
12. B. J. Gireesha, M. Umeshaiya, B. C. Prasannakumara, N. S. Shashikumar, and M. Archana, "Impact of nonlinear thermal radiation on magnetohydrodynamic three dimensional boundary layer flow of Jeffrey nanofluid over a nonlinearly permeable stretching sheet," *Phys. A Stat. Mech. its Appl.*, vol. 549, p. 124051, 2020. <https://www.sciencedirect.com/science/article/abs/pii/S037843711932240X>
13. S. Rosseland, *Astrophysik: Auf atomtheoretischer grundlage*, vol. 11. Springer-Verlag, 2013. <https://www.amazon.com/Astrophysik-Atomtheoretischer-Grundlage-Struktur-Einzeldarstellungen/dp/3662245337>
14. B. Mahanthesh, "Flow and heat transport of nanomaterial with quadratic radiative heat flux and aggregation kinematics of nanoparticles," *Int. Commun. Heat Mass Transf.*, vol. 127, p. 105521, 2021. <https://www.sciencedirect.com/science/article/abs/pii/S0735193321004140>
15. F. A. Alwawi, H. T. Alkawasbeh, A. M. Rashad, and R. Idris, "MHD natural convection of Sodium Alginate Casson nanofluid over a solid sphere," *Results Phys.*, vol. 16, p. 102818, 2020. <https://www.sciencedirect.com/science/article/pii/S2211379719302992>
16. B. Widodo, M. Abu, and C. Imron, "Unsteady nano fluid flow through magnetic porous sphere under the influence of mixed convection," in *Journal of Physics: Conference Series*, vol. 1153, no. 1, p. 12053, 2019. <https://iopscience.iop.org/article/10.1088/1742-6596/1153/1/012053>
17. S. H. M. Yasin, M. K. A. Mohamed, Z. Ismail, and M. Z. Salleh, "MHD free convection boundary layer flow near the lower stagnation point flow of a horizontal circular cylinder in ferrofluid," in *IOP Conference Series: Materials Science and Engineering*, vol. 736, no. 2, p. 22117, 2020. <https://iopscience.iop.org/article/10.1088/1757-899X/736/2/022117>
18. H. Haiza, I. I. Yaacob, and A. Z. A. Azhar, "Thermal conductivity of water based magnetite ferrofluids at different temperature for heat transfer applications," in *Solid State Phenomena*, vol. 280, pp. 36–42, 2018. <https://www.scientific.net/SSP.280.36>
19. M. Z. Swalmeh, H. T. Alkawasbeh, A. Hussanan, and M. Mamat, "Heat transfer flow of Cu-water and Al₂O₃-water micropolar nanofluids about a solid sphere in the presence of natural convection using Keller-box method," *Results Phys.*, vol. 9, pp. 717–724, 2018. <https://www.sciencedirect.com/science/article/pii/S2211379718301086>
20. T. Cebeci and P. Bradshaw, *Physical and computational aspects of convective heat transfer*. Springer Science & Business Media, 2012.

<https://books.google.com/books?hl=id&lr=&id=vj7aBwAAQBAJ&oi=fnd&pg=PA1&dq=T.+Cebeci+and+P.+Bradshaw,+Physical+and+computational+aspects+of+convective+heat+transfer.+Springer+Science+%26+Business+Media,+2012.&ots=4gNYLNd-TW&sig=VVcAqhV4FM0oT7nf1BrG1r0b2b0>

21. F. Masdeu, C. Carmona, G. Horrach, and J. Muñoz, "Effect of Iron (III) Oxide Powder on Thermal Conductivity and Diffusivity of Lime Mortar," *Materials (Basel)*, vol. 14, no. 4, p. 998, 2021. <https://www.ncbi.nlm.nih.gov/pmc/articles/PMC7924037/>.
22. C. J. Kumalasari, "Aliran Fluida Magnetohidrodinamik Mikrokutub yang melalui Bola Berpori Dipengaruhi Oleh Konveksi Campuran dan Medan Magnet." Institut Teknologi Sepuluh Nopember, 2018.

