

APPENDICES

LESSON PLAN I

Sekolah	: SMP Negeri 21 Surabaya
Mata Pelajaran	: Bahasa Inggris
Materi Pokok	: Recount text
Kelas/Semester	: VIII/II
Alokasi Waktu	: 2 x 40 menit (2x pertemuan)

A. Kompetensi Inti (KI)

KI 1 : Menghayati dan mengamalkan ajaran agama yang dianutnya.

KI 2 : Menghayati dan mengamalkan perilaku jujur, disiplin, tanggungjawab, peduli (gotong royong, kerjasama, toleran, damai), santun, responsif dan pro-aktif dan menunjukkan sikap sebagai dari solusi atas berbagai permasalahan dalam berinteraksi secara efektif dengan lingkungan sosial dan alam serta menempatkan diri sebagai cerminan bangsa dalam pergaulan dunia.

KI 3 : Memahami, menerapkan, menganalisis pengetahuan faktual, konseptual, prosedural berdasarkan rasa ingin tahunya tentang ilmu pengetahuan, teknologi, seni budaya dan humaniora dengan wawasan kemanusiaan, kebangsaan, kenegaraan dan peradaban terkait penyebab fenomena dan kejadian, serta menerapkan pengetahuan prosedural pada bidang kajian yang spesifik sesuai dengan bakat dan minatnya untuk memecahkan masalah.

B. Kompetensi Dasar

1.1 Menerapkan struktur teks dan unsur kebahasaan untuk melaksanakan fungsi social recount text dengan menggali informasi terkait pengalaman pribadi di waktu lampau.

1.2 Membaca recount text dalam bentuk tulis yang sederhana.

1.3 Menangkap makna dalam recount text dalam bentuk tulis yang sederhana dengan memperhatikan fungsi sosial, struktur teks, dan unsur kebahasaan dengan baik dan benar.

C. Indikator

1. Siswa dapat mengidentifikasi fungsi social, struktur teks, dan unsur kebahasaan dari recount text.
2. Siswa terampil dalam membaca recount text sesuai dengan fungsi social, struktur teks, dan unsur kebahasaannya sesuai konteks.
3. Siswa terampil dalam menangkap makna yang ada dalam recount text dalam bentuk tulisan.

D. Tujuan Pembelajaran

Dengan mengamati dan membaca teks personal recount, siswa dapat mengidentifikasi, menerapkan, dan menangkap makna fungsi social, stuktur teks, dan unsur kebahasaan yang terkandung dalam teks personal recount dengan baik.

E. Materi Pembelajaran

1. Materi Pembelajaran Regular

Recount Text

Recount text adalah teks yang menceritakan kembali kegiatan, kejadian, atau pengalaman yang terjadi di masa lampau/ sudah terlewati.

Tujuan Teks Recount

Untuk menceritakan kembali kejadian – kejadian/ pengalaman di masa lampau/ sudah terlewati.

Fungsi Sosial

Melaporkan, mengambil teladan, dan membanggakan.

Struktur Teks

- Orientasi (Orientation)

Memberikan pembaca informasi latar belakang (background knowledge) yang dibutuhkan untuk memahami teks, seperti siapa yang terlibat, di mana itu terjadi, dan kapan itu terjadi.

- Urutan kejadian/kegiatan (Event)

Serangkaian peristiwa/kejadian yang diurutkan secara kronologis

- Orientasi ulang (Reorientation)

Sebuah komentar pribadi tentang peristiwa atau apa yang terjadi pada akhirnya.

Unsur kebahasaan

- Kalimatnya menggunakan Simple Past tense.
Formula = S + Verb 2 + Object/Complement (kata keterangan)
- Menggunakan action verb, contoh: went, stayed, did
- Fokus pada specific participant, contoh: I (the writer)
- Menggunakan kata keterangan waktu (adverb of time): *yesterday, last month, an hour ago, a month ago, last year, last holiday*, dan sebagainya.
- Menggunakan kata penghubung (conjunction): *first, then, after that, before, at last, finally*, dan sebagainya.
- Nomina singular dan plural dengan atau tanpa *a, the, this, those, my, their*, dsb.
- Ejaan, tanda baca, dan tulisan tangan.

Topik

Peristiwa, pengalaman yang terjadi pada saat liburan terakhir siswa.

D. Metode Pembelajaran

Pendekatan : Scientific Approach

Metode : Listing Technique

E. Media, Alat, dan Sumber Pembelajaran

1. Media : Print out bahan ajar
2. Alat : Whiteboard and board marker
3. Sumber Pembelajaran: Materi, Kurikulum 2013

F. Langkah-langkah Kegiatan Pembelajaran

Langkah Pembelajaran	Deskripsi Kegiatan	Alokasi Waktu
Kegiatan Pendahuluan	<ul style="list-style-type: none"> - Guru memberi salam. - Guru memeriksa kehadiran siswa. - Guru menginformasikan materi yang akan dipelajari. - Guru menyampaikan tujuan pembelajaran dan penilaian pada materi. 	15 Menit
Kegiatan Inti	<p>Mengamati</p> <ul style="list-style-type: none"> - Siswa diminta untuk memahami materi tentang teks personal recount dan penjelasan dari Teknik daftar/Listing Technique, dan juga memahami contoh teks personal recount yang diberi oleh guru tentang pengalaman seseorang: <i>“My Weekend’s story”</i>. <p>Menanya</p> <ul style="list-style-type: none"> - Siswa menanyakan secara lisan terkait dengan teks personal recount tersebut (struktur teks, unsur kebahasaan). <p>Mengeksplorasi</p> <ul style="list-style-type: none"> - Siswa mengidentifikasi struktur teks dan unsur kebahasaan dan fungsi sosial teks personal recount dari contoh teks personal recount yang diberikan. <p>Mengasosiasi</p> <ul style="list-style-type: none"> - Siswa secara individu diminta merangkai paragraf menjadi teks recount yang sesuai dengan struktur teks. <p><i>Writing section menggunakan Listing technique (Teknik daftar)</i></p> <ul style="list-style-type: none"> - Guru menjelaskan tentang teknik daftar dan cara penerapannya dalam menulis teks personal recount lalu memberikan topik yang akan ditulis oleh siswa: <i>“My Last Holiday’s Story”</i>. - Siswa diminta untuk menuliskan beberapa judul yang akan ditulis dalam sebuah paragraph, contohnya; <i>“My New year’s eve, My Eid Fitri’s, etc”</i>. 	60 Menit

	<ul style="list-style-type: none"> - Siswa diminta untuk menuliskan kapan, dimana dan siapa saja yang terlibat dalam pengalaman tersebut dengan bantuan teknik daftar/Listing technique. (Dengan menerapkan simple past tense) <p>Mengkomunikasikan</p> <ul style="list-style-type: none"> - Siswa diminta menyusun hasil dari daftar kegiatan/kejadian dalam pengalaman yang ditulis dengan Teknik daftar tersebut secara runtut menjadi sebuah teks recount dengan memperhatikan struktur teks mulai dari title, orientation, events, dan reorientation. (Dengan menerapkan simple past tense) 	
Kegiatan Penutup	<ul style="list-style-type: none"> - Guru memberikan rangkuman dan refleksi terhadap kegiatan pembelajaran yang berlangsung. - Guru memberikan umpan balik. - Guru memberi tugas untuk pertemuan berikutnya. - Guru mengucapkan salam penutup. 	5 Menit

G. PENILAIAN

Penilaian Pengetahuan : Written Test

No.	Aspect	Score	Criteria
1.	Content	30-27	EXCELLENT TO VERY GOOD: knowledgeable substantive through development of thesis relevant to assigned topic
		26-22	GOOD TO AVERAGE: some knowledge of subject adequate ringe limited development of thesis mostly relevant to topic but lack of detail
		21-17	FAIR TO POOR: limited knowledge of subject little substance inadequate development of topic
		16-13	VERY POOR: does not show knowledge of subject non substantive not pertinent or not enough to evaluate
2.	Organization	20-18	EXCELLENT TO VERY GOOD: fluent expression ideas clearly stated/supported succinct well organized logical sequencing cohesive
		17-14	GOOD TO AVERAGE: somewhat choppy loosely organized but main ideas stand out limited support logical but incomplete sequencing

		13-10	FAIR TO POOR: non-fluent ideas confused or disconnected lacks logical sequencing and development
		9-7	VERY POOR: does not communicate organization or not enough to evaluate
3.	Vocabulary	20-18	EXCELLENT TO VERY GOOD: sophisticated range effective word/idiom choice and usage word form mastery appropriate register
		17-14	GOOD TO AVERAGE: adequate range occasional errors of word/idiom form, choice, usage but meaning not obscured
		13-10	FAIR TO POOR: limited range frequently errors of word/idiom form, choice, usage meaning confused or obscured
		9-7	VERY POOR: essentially translation little knowledge of English vocabulary, idioms, word form or not enough to evaluate
4.	Language use	25-22	EXCELLENT TO VERY GOOD: effective complex constructions few errors of agreement, tense, number, word order/function, articles, pronouns, prepositions
		21-18	GOOD TO AVERAGE: effective but simple constructions minor problems in complex constructions several errors of agreement, tense, number, word order, function, articles, pronouns, prepositions, but meaning seldom obscured
		17-11	FAIR TO POOR: major problems in simple/complex constructions frequent errors of negation, agreement, tense, number, word order/function, articles, pronouns, prepositions and/or fragment, run-ons, deletions meaning confused or obscured
		10-5	VERY POOR: virtually mastery of Sentence construction rules dominated by errors does not communicate or not enough to evaluate

5.	Mechanics	5	EXCELLENT TO VERY GOOD: demonstrates mastery of conventions, few errors of spelling, punctuation, capitalization, paragraphing.
		4	GOOD TO AVERAGE: occasional errors of spelling, punctuation, capitalization, paragraphing but meaning not obscured
		3	FAIR TO POOR: frequent errors of spelling, punctuation, capitalization, paragraphing, poor handwriting, meaning confused or obscured
		2	VERY POOR: no mastery of conventions dominated by errors of spelling, punctuation, capitalization, paragraphing handwriting, illegible or not enough to evaluate
TOTAL SCORE :			

Surabaya, 19 Mei 2023

Guru Bahasa Inggris SMP Negeri 21 Surabaya,

Peneliti,

Lusi Kurniawati, S. Pd.

Nadya Adinda Putri

Kepala Sekolah SMP Negeri 21 Surabaya,

Dra. Libiah Mufidah, M. Pd.

WRITING TEST I

Definition of Listing Technique (Definisi/Pengertian dari Teknik daftar)

- The listing technique is a way to get ideas in which writers write the topic at the top of a piece of paper and quickly list the words coming into their minds.
- (Teknik daftar adalah cara untuk mendapatkan ide di mana penulis menulis topik di atas selembar kertas dan dengan cepat membuat daftar kata-kata yang muncul di benak mereka).

Example of using Listing Technique in recount text (Contoh penggunaan Listing Technique dalam teks recount)

- Berikut adalah contoh daftar ide yang dihasilkan melalui teknik daftar. Ada beberapa judul dari topik *My weekend's story* (cerita akhir pekan).

My Weekend Story	
Watched the movies	Cleaned my house
Hang out with my best friend	Went to the new cafe
Stayed at home	Visited my cousins

- Selanjutnya, pilih salah satu judul yang ada dalam daftar. Contohnya; *Hang Out with my best friend*, Lalu di daftar baru tuliskan siapa, kapan, dimana, apa, dan bagaimana yang terjadi pada saat kejadian tersebut.

Hang out with my best friend	
Visited Ciputra Mall	Bought some coffee
Invited my best friend	Took a picture
Went by motorcycle	Came back home

- Kemudian, susunlah kalimat yang ada di dalam daftar tersebut menjadi sebuah paragraph yang sesuai dengan struktur teks recount. (Menggunakan simple past tense)

Hang out with my best friend	
<p>Last weekend, I and my best friend spent our time at Ciputra Mall. We went there by using my motorcycle.</p> <p>At the mall, we bought some coffee. The coffee was pretty good and fresh, also we did not forget to took some picture.</p> <p>After a few hours later, we came back home and felt tired.</p>	

WRITING TEST RESULT

CYCLE I

PLEASE WRITE A SHORT PARAGRAPH OF RECOUNT TEXT USING LISTING
 muhammad Alvaro Dewasa, TECHNIQUE!
 Rahmadhan/27/20

(CYCLE 1)

My Last Holiday story

Visited my grandma house in eid	went to mosque with my family
visited my friend house to get money in eid	Played football with my friend at sunrise
<u>Visited my grandma house in eid</u>	
Invited to grandma house	Playing video games with cousin
went to grandma house with my	meeting up with all family and cousin
Meeting up with all my cousin	going back home after meeting up

Paragraph
 → At seven o'clock, my grandma invited me to come to his house eight o'clock me and my family went to grandma house with car meeting up with my cousin in my grandma house playing some video games with my cousin meeting up with all my family and my cousin to start the
 At ten o'clock I went back home with my family,

- Content : 25
- Organization : 15
- Vocabulary : 15
- Language Use : 15
- Mechanics : 5




75

Bilqis Fortunata
11/8A

PLEASE WRITE A SHORT PARAGRAPH OF RECOUNT TEXT USING LISTING
TECHNIQUE!

(CYCLE 1)

My Last Holiday story

went to jogja	visited tempo gelato
played with cousins	met Big family
<u>visited tempo gelato in jogja ~♥</u>	
 I went there by car w family	00 → 00 I looked for a seat .
then I ordered many flavour	and ate our ice cream
	
<p>When I was in jogja with my family, we were going to go to tempo gelato by car. At tempo gelato, there were so many people because it's holiday. Then I ordered gelato with so many flavour then I looked for a seat. After that we sitted and ate our gelatooo ~</p>	

Content : 30
Organization : 17
Vocabulary : 14

Language Use : 15
Mechanics : 2



78

IBNU SABIT

19

PLEASE WRITE A SHORT PARAGRAPH OF RECOUNT TEXT USING LISTING TECHNIQUE!

(CYCLE 1)

My Last Holiday story

1. Visited Beach Remah	3. went to cafe
2. Visited city blitar	4. Played football/volleyball
<u>Visit Beach Remah</u>	
1. went with my family	1. bought snack
2. went by bus	the beach is quiet
3. Play water	eat fried noodle
<p>Last weekend, I went with my family. And I bought snack. We went by bus. We play water and the beach is quiet. I eat fried noodle.</p>	
<p>Reorientation ?</p>	

Content : 28
Organization : 9
Vocabulary : 6
Language Use : 5
Mechanics : 2

50

PLEASE WRITE A SHORT PARAGRAPH OF RECOUNT TEXT USING LISTING TECHNIQUE!

(CYCLE 1)

My Last Holiday story

visited the new cafe in city	stayed at home and watched anime
went to ciputra mall	watched movie at pakuwon's cinema.
went to ciputra mall	
went to ciputra mall	bought some donuts
Got invited by my parents	met cosplayers and took a photo with them.
went by go car	went back home ☺

Paragraph

went to ciputra mall

→ Yesterday, I and my family spent a half day at ciputra mall. we went there by using online go-car ? (dots)
 At the mall, we bought some donuts. we bought some donuts and ~~went~~ pretty tasty. After that, we also met some cosplayers and I took a pic with a nagi cosplayer.
 After the long day, we went back home and took rest.

- Content : 25
- Organization : 20
- Vocabulary : 20
- Language Use : 21
- Mechanics : 4

88

Keyzha novalina
21 / 21

PLEASE WRITE A SHORT PARAGRAPH OF RECOUNT TEXT USING LISTING
TECHNIQUE!

(CYCLE 1)

My Last Holiday story

visited beach konjeron

stay in home play to game free fire

hang out with my best friend

cleaned my house

hang out with my best friend

went by motor cycle

went with memo

I bought ballon

I ate fried rice

bought a snack and drink

went to night market

Yesterday I hang out with memo. we went
by motor cycle.

I bought ballon and snack and drink. I ate
fried rice.

went to night market

Reorientation ?

Content : 21
Organization : 17
Vocabulary : 12
Language Use : 15
Mechanics : 3

68

LESSON PLAN II

Sekolah	: SMP Negeri 21 Surabaya
Mata Pelajaran	: Bahasa Inggris
Materi Pokok	: Recount text
Kelas/Semester	: VIII/II
Alokasi Waktu	: 2 X 40 menit (2x pertemuan)

A. Kompetensi Inti (KI)

- KI 1 : Menghayati dan mengamalkan ajaran agama yang dianutnya.
- KI 2 : Menghayati dan mengamalkan perilaku jujur, disiplin, tanggungjawab, peduli (gotong royong, kerjasama, toleran, damai), santun, responsif dan pro-aktif dan menunjukkan sikap sebagai dari solusi atas berbagai permasalahan dalam berinteraksi secara efektif dengan lingkungan sosial dan alam serta menempatkan diri sebagai cerminan bangsa dalam pergaulan dunia.
- KI 3 : Memahami, menerapkan, menganalisis pengetahuan faktual, konseptual, prosedural berdasarkan rasa ingin tahunya tentang ilmu pengetahuan, teknologi, seni budaya dan humaniora dengan wawasan kemanusiaan, kebangsaan, kenegaraan dan peradaban terkait penyebab fenomena dan kejadian, serta menerapkan pengetahuan prosedural pada bidang kajian yang spesifik sesuai dengan bakat dan minatnya untuk memecahkan masalah.

B. Kompetensi Dasar

- 1.1 Menerapkan struktur teks dan unsur kebahasaan untuk melaksanakan fungsi social recount text dengan menggali informasi terkait pengalaman pribadi di waktu lampau.
- 1.2 Membaca recount text dalam bentuk tulis yang sederhana.
- 1.3 Menangkap makna dalam recount text dalam bentuk tulis yang sederhana dengan memperhatikan fungsi sosial, struktur teks, dan unsur kebahasaan dengan baik dan benar.

C. Indikator

1. Siswa dapat mengidentifikasi fungsi social, struktur teks, dan unsur kebahasaan dari recount text.
2. Siswa terampil dalam membaca recount text sesuai dengan fungsi social, struktur teks, dan unsur kebahasaannya sesuai konteks.
3. Siswa terampil dalam menangkap makna yang ada dalam recount text dalam bentuk tulisan.

D. Tujuan Pembelajaran

Dengan mengamati dan membaca teks personal recount, siswa dapat mengidentifikasi, menerapkan, dan menangkap makna fungsi social, stuktur teks, dan unsur kebahasaan yang terkandung dalam teks personal recount dengan baik.

C. Materi Pembelajaran

1. Materi Pembelajaran Regular

Recount Text

Recount text adalah teks yang menceritakan kembali kegiatan, kejadian, atau pengalaman

yang terjadi di masa lampau/ sudah terlewati.

Tujuan Teks Recount

Untuk menceritakan kembali kejadian – kejadian/ pengalaman di masa lampau/ sudah terlewati.

Fungsi Sosial

Melaporkan, mengambil teladan, dan membanggakan.

Struktur Teks

- Orientasi (Orientation)

Memberikan pembaca informasi latar belakang (background knowledge) yang dibutuhkan untuk memahami teks, seperti siapa yang terlibat, di mana itu terjadi, dan kapan itu terjadi.

- Urutan kejadian/kegiatan (Event)

Serangkaian peristiwa/kejadian yang diurutkan secara kronologis

- Orientasi ulang (Reorientation)

Sebuah komentar pribadi tentang peristiwa atau apa yang terjadi pada akhirnya.

Unsur kebahasaan

- Kalimatnya menggunakan Simple Past tense.
Formula = S + Verb 2 + Object/Complement (kata keterangan)
- Menggunakan action verb, contoh: went, stayed, did
- Fokus pada specific participant, contoh: I (the writer)
- Menggunakan kata keterangan waktu (adverb of time): *yesterday, last month, an hour ago, a month ago, last year, last holiday*, dan sebagainya.
- Menggunakan kata penghubung (conjunction): *first, then, after that, before, at last, finally*, dan sebagainya.

- Nomina singular dan plural dengan atau tanpa *a, the, this, those, my, their*, dsb.
- Ejaan, tanda baca, dan tulisan tangan.

Topik

Peristiwa, pengalaman yang terjadi pada saat liburan terakhir siswa.

D. Metode Pembelajaran

Pendekatan : Scientific Approach

Metode : Listing Technique

E. Media, Alat, dan Sumber Pembelajaran

4. Media : Print out bahan ajar
5. Alat : Whiteboard dan board marker
6. Sumber Pembelajaran: Materi, Kurikulum 2013

F. Langkah-langkah Kegiatan Pembelajaran

Langkah Pembelajaran	Deskripsi Kegiatan	Alokasi Waktu
Kegiatan Pendahuluan	<ul style="list-style-type: none"> - Guru memberi salam. - Guru memeriksa kehadiran siswa. - Guru menginformasikan kembali materi yang akan dipelajari. 	5 Menit
Kegiatan Inti	<p>Mengamati</p> <ul style="list-style-type: none"> - Siswa diminta untuk memahami kembali materi tentang teks personal recount dan penjelasan dari Teknik daftar/Listing Technique yang ada pada materi yang diberikan. <p>Menanya</p> <ul style="list-style-type: none"> - Siswa diminta agar lebih aktif dalam menanyakan secara lisan terkait dengan teks personal recount tersebut (struktur teks, unsur kebahasaan). <p>Mengeksplorasi</p> <ul style="list-style-type: none"> - Siswa secara individu diminta kembali merangkai sebuah paragraf baru dengan topic yang baru menjadi teks recount yang sesuai dengan struktur teks. 	70 Menit

	<p><i>Writing section menggunakan Listing technique (Teknik daftar)</i></p> <ul style="list-style-type: none"> - Guru menjelaskan kembali tentang teknik daftar dan cara penerapannya dalam menulis teks personal/recount. - Pada cycle 1 siswa masih kesulitan dalam menyusun ide-idenya dan waktu yang diberikan belum cukup, maka pada cycle 2 guru meminta siswa untuk memilih salah satu ide judul yang telah dituliskan kemarin agar siswa lebih mudah dalam menyusun idenya. Guru juga meminta siswa mencari ide-ide atau vocabulary pada kamus Bahasa Inggris. - Siswa diminta untuk menuliskan lagi kapan, dimana dan siapa saja yang terlibat dalam pengalaman tersebut dengan bantuan teknik daftar/Listing technique. (Dengan menerapkan simple past tense) <p>Mengkomunikasikan</p> <ul style="list-style-type: none"> - Siswa diminta menyusun hasil dari daftar kegiatan/kejadian dalam pengalaman yang ditulis dengan Teknik daftar tersebut secara runtut menjadi sebuah teks recount dengan memperhatikan struktur teks mulai dari title, orientation, events, dan reorientation. (Dengan menerapkan simple past tense) 	
Kegiatan Penutup	<ul style="list-style-type: none"> - Guru memberikan rangkuman dan refleksi terhadap kegiatan pembelajaran yang telah berlangsung saat cycle 2. - Guru memberikan umpan balik. - Guru mengucapkan salam penutup. 	5 Menit

H. PENILAIAN

Penilaian Pengetahuan : Written Test

No.	Aspect	Score	Criteria
1.	Content	30-27	EXCELLENT TO VERY GOOD: knowledgeable substantive through development of thesis relevant to assigned topic

		26-22	GOOD TO AVERAGE: some knowledge of subject adequate range limited development of thesis mostly relevant to topic but lack of detail
		21-17	FAIR TO POOR: limited knowledge of subject little substance inadequate development of topic
		16-13	VERY POOR: does not show knowledge of subject non substantive not pertinent or not enough to evaluate
2.	Organization	20-18	EXCELLENT TO VERY GOOD: fluent expression ideas clearly stated/supported succinct well organized logical sequencing cohesive
		17-14	GOOD TO AVERAGE: somewhat choppy loosely organized but main ideas stand out limited support logical but incomplete sequencing
		13-10	FAIR TO POOR: non-fluent ideas confused or disconnected lacks logical sequencing and development
		9-7	VERY POOR: does not communicate organization or not enough to evaluate
3.	Vocabulary	20-18	EXCELLENT TO VERY GOOD: sophisticated range effective word/idiom choice and usage word form mastery appropriate register

		17-14	GOOD TO AVERAGE: adequate range occasional errors of word/idiom form, choice, usage but meaning not obscured
		13-10	FAIR TO POOR: limited range frequently errors of word/idiom form, choice, usage meaning confused or obscured
		9-7	VERY POOR: essentially translation little knowledge of English vocabulary, idioms, word form or not enough to evaluate
4.	Language use	25-22	EXCELLENT TO VERY GOOD: effective complex constructions few errors of agreement, tense, number, word order/function, articles, pronouns, prepositions
		21-18	GOOD TO AVERAGE: effective but simple constructions minor problems in complex constructions several errors of agreement, tense, number, word order, function, articles, pronouns, prepositions, but meaning seldom obscured
		17-11	FAIR TO POOR: major problems in simple/complex constructions frequent errors of negation, agreement, tense, number, word order/function, articles, pronouns, prepositions and/or fragment, run-ons, deletions meaning confused or obscured
		10-5	VERY POOR: virtually mastery of Sentence construction rules dominated by errors does not communicate or not enough to evaluate

5.	Mechanics	5	EXCELLENT TO VERY GOOD: demonstrates mastery of conventions, few errors of spelling, punctuation, capitalization, paragraphing.
		4	GOOD TO AVERAGE: occasional errors of spelling, punctuation, capitalization, paragraphing but meaning not obscured
		3	FAIR TO POOR: frequent errors of spelling, punctuation, capitalization, paragraphing, poor handwriting, meaning confused or obscured
		2	VERY POOR: no mastery of conventions dominated by errors of spelling, punctuation, capitalization, paragraphing handwriting, illegible or not enough to evaluate
TOTAL SCORE :			

Surabaya, 24 Mei 2023

Guru Bahasa Inggris SMP Negeri 21 Surabaya,

Peneliti,

Lusi Kurniawati, S. Pd.

Nadya Adinda Putri

Kepala Sekolah SMP Negeri 21 Surabaya,

Dra. Libiah Mufidah, M. Pd.

WRITING TEST II

Definition of Listing Technique (Definisi/Pengertian dari Teknik daftar)

- The listing technique is a way to get ideas in which writers write the topic at the top of a piece of paper and quickly list the words coming into their minds.
- (Teknik daftar adalah cara untuk mendapatkan ide di mana penulis menulis topik di atas selembar kertas dan dengan cepat membuat daftar kata-kata yang muncul di benak mereka).

Example of using Listing Technique in recount text (Contoh penggunaan Listing Technique dalam teks recount)

- Berikut adalah contoh daftar ide yang dihasilkan melalui teknik daftar. Ada beberapa judul dari topik *My weekend's story* (cerita akhir pekan).

My Weekend Story	
Watched the movies	Cleaned my house
Hang out with my best friend	Went to the new cafe
Stayed at home	Visited my cousins

- Selanjutnya, pilih salah satu judul yang ada dalam daftar. Contohnya; *Hang Out with my best friend*, Lalu di daftar baru tuliskan siapa, kapan, dimana, apa, dan bagaimana yang terjadi pada saat kejadian tersebut.

Hang out with my best friend	
Visited Ciputra Mall	Bought some coffee
Invited my best friend	Took a picture
Went by motorcycle	Came back home

- Kemudian, susunlah kalimat yang ada didalam daftar tersebut menjadi sebuah paragraph yang sesuai dengan struktur teks recount. (Menggunakan simple past tense)

Hang out with my best friend	
<p>Last weekend, I and my best friend spent our time at Ciputra Mall. We went there by using my motorcycle.</p> <p>At the mall, we bought some coffee. The coffee was pretty good and fresh, also we did not forget to took some picture.</p> <p>After a few hours later, we came back home and felt tired.</p>	

WRITING TEST RESULT

CYCLE II

PLEASE WRITE A SHORT PARAGRAPH OF RECOUNT TEXT USING LISTING TECHNIQUE!

(CYCLE 2)

My Last Holiday story

<u>Met Big family in jogja</u>	
I went to the meeting place by car	then we played together
In there I met my big family from my mother	after that we go home to our house
<p>On my day four in jogja, my family decided to met our Big family by car.</p> <p>On there, I met my big family, there are so many my siblings that I never met before. Then I and my siblings played together</p> <p>After that we go home to our house because we felt so tired but fun!</p>	

Content : 30
Organization : 15
Vocabulary : 15
Language Use : 16
Mechanics : 4

80

PLEASE WRITE A SHORT PARAGRAPH OF RECOUNT TEXT USING LISTING

Muhammad Alvaro on TECHNIQUE!

Abren: 22

Kelias: 2A

(CYCLE 2)

My Last Holiday story

went to the museum with my family	
last weekend I with my family went to the museum	at nine o'clock I finally arrived at museum
I found a fossile like Dinosaur	I found some predator fossile like tyrnosaurus
then i walk around and found nothing	then i drove back to house
Went to the museum with my family	

Paragraph

→ last weekend, I with my family drove a car to the museum. at nine o'clock I finally arrived at the museum, then I walk around and found a fossile of Dinosaur, and I walk around again and found some predator fossile a tyrnosaurus, after I found the two type of fossile, I walk around and found nothing, after I walk around I got bored of walking around and I drove back to my house.

- Content : 30
- Organization : 20
- Vocabulary : 13
- Language Use : 12
- Mechanics : 5

80

PLEASE WRITE A SHORT PARAGRAPH OF RECOUNT TEXT USING LISTING TECHNIQUE!

(CYCLE 2)

My Last Holiday story

visited the new cafe in city	
found a new cafe in city	arrived at the cafe
went there with family	ordered menu and ate the foods
went there by using my own car	felt full and went back home

visited the new cafe
in city

→ *Paragraph*
Last week me and my sister found a new cafe in city. So we decided to try it out. I went there with my family.

→ We went there by using my own car. When we had arrived at the cafe, we ordered a bunch of food on the menu and waited for them to be served. After waiting we ate them.

→ When we felt full, we payed the bill and went back home and take rest.

- Content : 26
- Organization : 20
- Vocabulary : 20
- Language Use : 20
- Mechanics : 4

90

PLEASE WRITE A SHORT PARAGRAPH OF RECOUNT TEXT USING LISTING TECHNIQUE!

(CYCLE 2)

My Last Holiday story

Played Football

1. kicking the ball

4. Be a defender to block the ball

2. feed the ball

5. ball shots

3. Be a goal keeper

6. ran to the side of the field to get

Paragraph
→

last week, I played football ~~with~~ ^{the ball} with my friends. then, I kicking the ball and feed the ball to my friend. also, I took ball shots. And I Be a goal keeper. After that, I ran to the side of the field to get the ball.

Finally, I come back home safely.

Content : 25
Organization : 18
Vocabulary : 8
Language Use : 19
Mechanics : 5

75

PLEASE WRITE A SHORT PARAGRAPH OF RECOUNT TEXT USING LISTING TECHNIQUE!

(CYCLE 2)

My Last Holiday story

visited beach kenjeran

went by a car	walked around at beach
with my cousin	looked for a place to rest
ate lunch together	went back home

visited beach kenjeran

Paragraph


- I went to the beach by car. Then, I invited my cousin and went to the beach with my cousin. After that, we ate lunch together.
- When we arrived, we walked around at beach. Suddenly we felt tired and looked for a place to rest.
- When its the time, we went back home.

Content : 30
 Organization : 24
 Vocabulary : 11
 Language Use : 9
 Mechanics : 4

78

DOCUMENTATION

CYCLE I



CYCLE II



OBSERVATION SHEET I

Date : May 19th 2023

Cycle 1

Focus	Topic	Yes	No
The teacher	1. Teacher came on time	✓	
	2. Teacher greeted the students	✓	
	3. Teacher absent the students	✓	
	4. Teacher motivated the students	✓	
	5. Teacher gave warming up the students, such as given students some questions about the topic that would be discussed to the students in the classroom.	✓	
	6. Teacher told the students the goal of the study	✓	
	7. Teacher used media of teaching	✓	
	8. Teacher gave explanation of the material and the technique (Recount text) clearly	✓	
	9. Teachers gave students chance to ask the teacher related to the topic of study	✓	
	10. Teacher gave writing test to the students	✓	
	11. Teacher used the time effectively	✓	
	12. Teacher concluded the material of teaching	✓	
Students	1. Students came to the class on time	✓	
	2. Students paid attention then gave responds		✓
	3. Students studied seriously		✓
	4. Students interested and enthusiastic in studying of Writing Recount text by using the Listing technique		✓
	5. Students participated in learning process	✓	
	6. Students asked the teacher about the material they do not understand		✓
	7. Students did the writing test	✓	
	8. Students motivated in learning process		✓
	9. There was interaction between students and the teacher		✓
	10. Students did the writing test seriously		✓

OBSERVATION SHEET II

Date : May 24th 2023

Cycle 2

Focus	Topic	Yes	No
The teacher	1. Teacher came on time	✓	
	2. Teacher greeted the students	✓	
	3. Teacher absent the students	✓	
	4. Teacher motivated the students	✓	
	5. Teacher gave warming up the students, such as given students some questions about the topic that will be discussed to the students in the classroom.	✓	
	6. Teacher told the students the goal of the study	✓	
	7. Teacher used media of teaching	✓	
	8. Teacher gave explanation of the material and the technique (Recount text) clearly	✓	
	9. Teachers gave students chance to ask the teacher related to the topic of study	✓	
	10. Teacher gave writing test to the students	✓	
	11. Teacher used the time effectively	✓	
	12. Teacher concluded the material of teaching	✓	
Students	1. Students came to the class on time	✓	
	2. Students paid attention then gave responds	✓	
	3. Students studied seriously	✓	
	4. Students interested and enthusiastic in studying of Writing Recount text by using the Listing technique	✓	
	5. Students participated in learning process	✓	
	6. Students asked the teacher about the material they do not understand	✓	
	7. Students did the writing test	✓	
	8. Students motivated in learning process	✓	
	9. There was interaction between students and the teacher	✓	
	10. Students did the writing test seriously	✓	

RESEARCH CERTIFICATE LETTER



PEMERINTAH KOTA SURABAYA
DINAS PENDIDIKAN
SEKOLAH MENENGAH PERTAMA NEGERI 21

NSS 201056027357 TERAKREDITASI A NPSN 20532549
Jalan Jambangan IV, Telepon 031-8281691, Fax. 031-8290702,
Surabaya 60232

SURAT KETERANGAN PENELITIAN

Nomor : 074/542 /436.7.1.P21/2023

Yang bertanda tangan di bawah ini, Kepala SMP Negeri 21 Surabaya menerangkan bahwa :

Nama : NADYA ADINDA PUTRI
NIM : 19620014
Program Studi : PENDIDIKAN BAHASA INGGRIS
Instansi : UNIVERSITAS WIJAYA KUSUMA SURABAYA

Benar yang bersangkutan telah melakukan penelitian di SMP Negeri 21 Surabaya guna penyusunan Tugas Akhir (TA) dengan judul : *"THE USE OF LISTING TECHNIQUE TO IMPROVE WRITING SKILL OF RECOUNT TEXT FOR 8TH GRADE A CLASS STUDENTS IN SMP NEGERI 21 SURABAYA"*.

Demikian surat keterangan ini diberikan kepada yang bersangkutan untuk dipergunakan sebagaimana mestinya.

Surabaya, 26 Juni 2023
Kepala Sekolah

Dra. LIBIAH MUFIDAH, M.Pd
Nip. 196309121988032010